



SPONSOR
BOOK
2011





THEME

Falls Creek operates on a three year rotation of teaching emphasis. The emphasis in 2009 was spiritual disciplines with ECHO. This past year the emphasis was on evangelism with SENT. In 2011, the emphasis is on the character of God, and our theme is CONSUMED.

We will be looking at Psalm 103 and talking about the sufficiency of God. "Bless the Lord, O my soul, And all that is within me, bless His holy name." (vs. 1) We want students' lives to be consumed with Christ, because if all else is stripped away, He is yet sufficient to meet our every need. There are so many other things that vie for our attention and seek to woo our souls, but only Christ is sufficient to satisfy and fill...everything else leaves us empty and longing.

We will play off the various meanings of the word CONSUMED and our theme logo will have a retro look like that of the old style diner signs. The diner theme will pervade our design concepts, promo materials and the look of camp. It should be a great summer and we are looking forward to it! May your life be CONSUMED with Christ!!

PHILOSOPHY OF FALLS CREEK PROGRAM

Falls Creek Youth Camp exists to support local church efforts to reach lost students in their communities and to raise up a generation of teenagers with an authentic walk with God and who actively share their faith.

The yearly theme is selected from a three-year cycle emphasizing root issues in the Christian student's journey: (1) Knowing the Character and Nature of God, (2) Spiritual Disciplines, and (3) Evangelism. The 2011 focus is the Character and Nature of God. We will look specifically at the sufficiency of Christ.

The morning schedule is designed for believers. We hope to challenge them to walk with God, share their faith in Christ more consistently, and to know God more deeply through relevant worship and creative Biblical teaching.

The afternoon schedule is designed to involve students in a myriad of activities which engage them physically, socially, and spiritually. These activities are designed to help students interact with one another in both fun and contemplative ways.

During the evening tabernacle services on Tuesday through Friday nights, the gospel will be clearly presented and students will be provided with an opportunity to respond.

Throughout the week of camp, there is a high priority on Scripture, worship, relationships within the local church, and opportunities for students and sponsors to sharpen their skills and prepare to consistently serve God after camp. Falls Creek is a camp designed to reach and equip the students of Oklahoma, but it is open to churches across the nation who share the Biblical values of the churches of the Baptist General Convention of Oklahoma.

Falls Creek Youth Camp is supported by Oklahoma Baptists' gifts through the Cooperative Program. Thank you Oklahoma Baptists for challenging students to know Christ by giving to the Cooperative Program.



Student Ministry

3800 North May Avenue
Oklahoma City, OK 73112
(405) 942-3800

Web site: www.skopos.org or E-mail: youth@bgco.org

Dr. Anthony Jordan, Executive Director/Treasurer

Andy Harrison, Falls Creek Program Director
& Student Ministry Specialist

Todd Sanders, Student Leadership Development
& Falls Creek Program Associate

Kristen Wright, Falls Creek Program
& Student Ministry Assistant

Norman Flowers, Student Mobilization & Evangelism Specialist
Kacie Potts, Student Mobilization & Evangelism Ministry Assistant



Falls Creek Baptist Conference Center

6714 HWY 77D
Davis, OK 73030-8002
(580) 369-2101

Website: www.falls creek.org
or info@falls creek.org

James Swain, Director

Bill Bergstrom, Guest Relations & Recreation Manager

Don Brown, Food Services Manager

Lee Carl, Coordinator of Volunteers

Kyle Duncan, Staff Accountant

Chad Fielding, Operations Manager

Trent Gibson, Summer Recreation Associate

FALLS CREEK YOUTH CAMP WORKGROUP:

Chris Fields, Beau Hague, Mick Hoggatt, Ryan Kilby,
Mike Luster, Aaron Myers, Lance Norton, Harold Petree,
Angela Sanders, Zac Workun

Angela Sanders, Contributing writer for the
2011 Sponsor Book

THE SPONSOR BOOK HAS TWO PARTS:

Part One is filled with information you need before camp. It includes ideas, registration information, checklists, forms, and sponsor information.

Part Two is an at-camp resource. Around Grounds (Part Two, Section One) is an alphabetical listing of things you need to know during your week at camp. Teaching guides for both your 11:30 a.m. and 10:15 p.m. in-cabin times are found in Part Two as well.

You may find more detailed info online at www.skopos.org/fallscreek.

PLEASE READ THIS BOOK IN ITS ENTIRETY!

This book is a valuable resource in helping you understand Falls Creek and prepare for your week at camp.

• **HAPPY READING!** •

NEW IN 2011

Registration Fee change in 2011!	page 8
Camper Safety Info	page 18
Church Contact Sheet	page 20
Middle School/High School Morning Flip	page 5
Monday Night Service Time Change	page 3
Important Arrival Info	page 10, 31
Evening Schedule Change	page 39
Sponsor/Staff Update Time Change!	page 3
Mission Center/Village Update!	page 32
Price's Falls Giant Games	page 35
Ping Pong Tournery	page 36
Monday Registration Orientation	page 10
Pin Trading Continues	page 34



ATTENTION!

The High Road entrance to Falls Creek will be reduced to one lane traffic this summer due to road work. There will be traffic lights controlling alternating one way access on the section of the road passing underneath I-35. We strongly encourage all Falls Creek traffic to use the low road entrance to Falls Creek. This will save you time and hassle as you arrive at camp.

Also, please note, we have been advised there may be no high road access in the summer of 2012 as the highway project continues, and the road is completely closed.

We hope this information will help you in your preparation for and participation in Falls Creek.

• TABLE OF CONTENTS •

About Sponsor Book 2011 page 1
Table of Contents page 2
Special Events page 3
Office Hours/Schedules page 3
Letter from Dr. Jordan page 4
What Happens? page 5
Week by Week page 6-7

PART 1: BEFORE CAMP

1.1 Preparation page 8
How to Get Ready for Falls Creek page 8
First Year at Falls Creek page 11
Checklist for Falls Creek 2011 Preparations page 11

1.2 Falls Creek Ideas page 12
Falls Creek Social Media page 12
Prayer Preparation Ideas page 12
Pre-Camp Ideas page 12
Group Ideas page 13
“Back at Home” Ideas page 14

1.3 Registration page 15
Five Elements of Participation page 15
Statement for Participation in Falls Creek Youth Camp page 15
Basic Southern Baptist Beliefs page 16
Code of Conduct for Falls Creek Youth Weeks page 17
Dress Code page 17
Adult Sponsors/Camper Safety page 18
Registration page 18

1.4 Forms page 20
Church Contact Sheet **NEW FOR 2011!** page 20
Adult Release and Waiver Form 2011 page 21
Student Release and Waiver Form 2011 page 22
Parent Info. about Falls Creek 2011 page 23-24
Volleyball/Softball Registration Form page 25-26
Falls Creek Student Profile page 27
Falls Creek 2011 In-Cabin Spiritual Decision Card page 28

PART TWO: AT CAMP

2.1 Around Grounds page 29
Adult Leadership Investment page 29
Banner Contest page 29
Baptism at Falls Creek page 29
Bus Schedule page 29
Cabin Check-In & Maintenance page 29
Contact Information page 30
Cook-Off page 30
Crisis Intervention Counseling - LPC page 30
Emergency Procedures page 30
First Aid page 30
Gate System page 31
Grocery & Bulk Food page 31
Insurance page 31
Invitation page 32
Live Stream & Falls Creek Worship Archives page 32
Mission Strategy page 32
Morning In-Cabin Bible Study page 33
OBU page 33
One Hour of Solitude page 33
Parking page 33
Pastoral Leadership Dialogue page 33
Pictures page 34
Pin Trading page 34
Recreation page 34
Seating in the Tabernacle page 39
Special Needs Students/Sponsors page 39
Standard Design Contest page 39
T-Shirts page 39
T-Shirt Design Contest page 39
Wi-Fi at Falls Creek page 39

2.2 In-Cabin Bible Study Material page 40
Preparation page 40
Tuesday In-Cabin Bible Study page 41
Wednesday In-Cabin Bible Study page 43
Thursday In-Cabin Bible Study page 45
Friday In-Cabin Bible Study page 47

2.3 Cabin Wrap-Up/Evening Cabin page 49
Devotional Material
Preparation page 49
Monday Evening Devotional page 51
Tuesday Evening Devotional page 53
Wednesday Evening Devotional page 55
Thursday Evening Devotional page 56
Friday Evening Devotional page 57

2.4 Falls Creek Extras page 58
Grounds Map page 58, 60
Numerical Cabin Map Key page 59
Alphabetical Cabin Map Key page 61
Oklahoma Youth Ministry Calendar page 62

2.5 Index page 63

DAILY SCHEDULE

Monday

1:30-4:30 p.m. Registration (north tabernacle entrance)
5:45 p.m. Dinner
6:30 p.m. Seat Reservations (south tabernacle entrance)
6:45 p.m. Invitation Training
(chapel exterior doors open at 6:30 p.m.)
6:55 p.m. Tabernacle Doors Open
7:00 p.m. Pre-Session Entertainment/Camp Orientation
7:30 p.m. Evening Tabernacle Experience
(dismiss at 8:45 p.m.)
10:15 p.m. Cabin Wrap-Up/Evening Cabin Devotional
11:45 p.m. Inside Cabins

Tuesday – Friday

8:45 a.m. Breakfast
9:10 a.m. Doors Open for MS Morning Tabernacle Experience
9:05 a.m. Staff/Sponsor Daily Update
(chapel/ doors open at 9 a.m.)
9:30 a.m. MS Morning Tabernacle Experience
(dismiss at 10:40 a.m.)
9:30 a.m. HS Quiet Time (cabin until 9:50 a.m.)
10:05 a.m. Doors Open for HS Morning Tabernacle Experience
(south tabernacle entrance/dismiss at 11:10)
10:50 a.m. MS Quiet Time (cabin until 11:15 a.m.)
11:30 a.m. In-Cabin Bible Study
12:30 p.m. Lunch
1:30 p.m. Recreation & Free Time
5:45 p.m. Dinner
6:30 p.m. Seat Reservations (south tabernacle entrance)
7:00 p.m. Tabernacle Doors Open
7:05 p.m. Pre-Session Entertainment
7:30 p.m. Evening Tabernacle Experience
(dismiss at 8:45 p.m.)
10:15 p.m. Cabin Wrap-Up/Evening Cabin Devotional
11:45 p.m. Inside Cabins

• SPECIAL EVENTS •

Monday

6:45 p.m. Invitation Training - Massey Chapel
(exterior doors open at 6:30 p.m.)
8:45 p.m. Open Skate and Indoor Ropes Challenge – Amphitheater

Tuesday

11:30 a.m. Pastoral Leadership Dialogue – West End
6:45 p.m. Invitation Training - Massey Chapel
(exterior doors open at 6:30 p.m.)
7:30 p.m. Adult Leadership Investment – Massey Chapel
9:00 p.m. OBU Tailgate Party in the Amp – Amphitheater

Wednesday

1:30 p.m. T-shirt and Standard Design Contest – Amphitheater
7:30 p.m. Adult Leadership Investment – Registration Diner

Thursday

3:00-4:30 p.m. Worship Leader Conference – Massey Chapel
4:30 p.m. GO Students 2011 Party – Wynn Center for World Missions
5:00 p.m. Cook Off Contest – Cafeteria
8:45 p.m. Mission Late Night – Meet at the Missions Village
9:00 p.m. Pastor/Youth Minister Missions Meeting – Massey Chapel

OFFICE HOURS/SCHEDULES

Office

Monday – Friday: 24 Hours
Saturday: 7:00 a.m. – 4:00 p.m.
Sunday: 2:00 p.m. – 4:00 p.m.

First Aid Station

Monday – Friday: 9:00-11:30 a.m. / 1:30-5:15 p.m. / 6:30-7:30 p.m. /
After Evening Tabernacle Experience until 10:15 p.m.

Gift Shop

Monday: 1:30-7:30 p.m. /
After Evening Tabernacle Experience until 10:15 p.m.
Tuesday – Friday: 10:00 a.m.-12:00 p.m. / 1:00-7:30 p.m. /
After Evening Tabernacle Experience until 10:15 p.m.

T-Shirt Shop

Monday: 1:00-5:30 p.m. /
After Evening Tabernacle Experience until 10:15 p.m.
Tuesday – Friday: 1:00-5:30 p.m. /
After Evening Tabernacle Experience until 10:15 p.m.

Post Office

Monday: 1:00-5:00 p.m.
Tuesday – Friday: 1:30-5:30 p.m.

Concessions

Main Plaza
Monday – Friday: 1:00-5:30 p.m. /
After Evening Tabernacle Experience until 10:15 p.m.
Tuesday – Friday: 10:30-11:30 a.m. / 1:00-5:30 p.m. /
After Evening Tabernacle Experience until 10:15 p.m.

West End

Monday – Friday: 1:00-5:30 p.m. /
After Evening Tabernacle Experience until 10:15 p.m.
Tuesday – Friday: 9-Noon for adult leaders only / 1:00-5:30 p.m. /
After Evening Tabernacle Experience until 10:15 p.m.

Riverfront Recreation Area

Tuesday – Friday: 1:00-5:30 p.m.

Ice Dock

Monday: 2:30-5:30 p.m.
Tuesday – Friday: 9:30 a.m.-12:30 p.m. / 2:30-5:30 p.m.

Prayer Garden

6:00 a.m.-7:15 p.m.

Boulder Springs

1:30-5:30 p.m.



WELCOME! FROM DR. ANTHONY JORDAN

Welcome to Falls Creek! This is going to be one of the most important weeks in your life and in the lives of your teens. Some and perhaps many of your youth will encounter God for the very first time. They will come to know His love and forgiveness. Others will rediscover the joy of their salvation as they turn to their Lord in obedience. There will be those who, like me 47 years ago, will hear the voice of God calling them to missions and ministry. You will get to be a part of their lives and witness the dramatic change God will bring into their walk with Him.

This is our fifth year in the new 7,250 seat climate controlled tabernacle. It is a beautiful place to worship the Lord, filled with all kinds of technology that will enhance your worship experiences. There are giant screens, a powerful sound system and, best of all, air conditioning!!! The tabernacle is an unbelievable place, and I hope you enjoy worshipping in this beautiful setting.

But the Falls Creek experience is not about buildings or even the tremendous recreational opportunities available. It is about time spent with other young people, sponsors, and most importantly God Himself. Falls Creek is about meeting God in a personal way. Every part of the Falls Creek experience is designed to bring your youth closer to God than ever before.

Let's get the 94th session of Falls Creek Baptist Youth Assembly started!

Yours in Christ,

Anthony Jordan
Executive Director-Treasurer
Baptist General Convention of Oklahoma



WHAT HAPPENS?

Here is a brief explanation of what takes place at Falls Creek on a daily basis...

Quiet Time HS 9:30-9:50 a.m. & MS 10:50-11:10 a.m.

This in-cabin time is designed for students to be alone with God. Middle school and high school students alternate their quiet time around the Morning Tabernacle Experience. A short, private worship (Quiet Time) guide based on the theme of the day will be provided for students in the student book, given to every church/person at Onsite Registration on Monday. The guide can be downloaded prior to camp at www.skopos.org/fc-print.

Staff/Sponsor Daily Update 9:05-9:20 a.m.

Falls Creek Youth Ministry Staff will meet with at least one sponsor from each church for a short meeting and prayer time to give daily camp updates in Massey Chapel on the north end of the tabernacle.

Morning Tabernacle Experiences 9:30-11:10 a.m. **TIME FLIP!**

Middle school and high school students will meet separately in the tabernacle for the morning experience. However, this year we are flipping the middle school and high school morning schedule. Middle school morning tabernacle experience will be first with the high school time following. Here's how it works...

Middle School students begin their tabernacle experience at 9:30 a.m. As middle school students leave for the Morning Tabernacle Experience, high school students begin their quiet time in cabins. At around 10:10 a.m. the south doors will open for high school students to enter. When high school students enter, the middle school and high school students will participate in a combined time of worship. At 10:40 a.m., middle school students will be dismissed to return to their cabin for their quiet time. High school students will move forward for their teaching time. They will be dismissed around 11:10 a.m. Both middle school and high school students will be challenged to explore the sufficiency of God and being CONSUMED with Him! Organize sponsors to have enough adults to supervise your middle school students, high school students, and your cabin.

In-Cabin Bible Study 11:30 a.m.-12:15 p.m.

In-cabin Bible study and challenge is a cornerstone of Falls Creek. Students should meet with their individual churches in their cabins.

This book contains the teaching materials for the in-cabin Bible study, taught Tuesday through Friday. Students will have the student version of the Bible study material in their Student Book. If you would like additional copies of the Bible study materials, you may download them at www.skopos.org/fc-print. Video teaching and illustrations for the morning Bible study are available on the DVD provided with Promo packs or for download at skopos.org/fc-media.

All churches are required to have Bible study in their cabin to participate at Falls Creek (**page 15**). This means each church needs to either prepare to teach live, or, if using the video resource, bring a TV and DVD player or other audio-visual set up.

Recreation 1:30-5:30 p.m.

Falls Creek provides more recreational options than any person or group could possibly do in a week. Churches may choose to participate in the recreational options available or they may design their own recreational program. Tournament recreation is held at Riverfront Recreation Field with the exception of Ping-Pong, which will be held at the pavilion adjacent to Swift Skate Park. For more information, turn to **page 34**.

Evening Tabernacle Experience 7:30-8:45 p.m.

The Evening Tabernacle Experience is the culmination service each evening. Energetic praise, preaching, and a public invitation (Tues. - Fri.) make this service one of the signatures of the Falls Creek experience.

Cabin Wrap-Up/Evening Cabin Devotional 10:15 p.m.

In-cabin devotionals, led by local church leadership, reflect the specific needs and issues of the youth group. A devotional guide is provided in this book on **pages 49-57** as a resource to group leaders needing devotional ideas or plans. Since students have free time from 8:45 p.m. until 10:15 p.m., churches may, if they choose, begin their devotional time before 10:15 p.m. All groups must be at their cabin by 10:15 p.m. Small groups (without a sound system) may meet around their cabin (e.g. on the porch) until 11:45 p.m., unless the group causes a distraction to other cabins. After 11:45 p.m. all groups need to be inside their own cabin.

For a more detailed daily schedule, see **page 3**



LANCE SAWYER

W1



MATT ROBERSON

6/6 - 6/10



ED NEWTON

W2



CODY DUNBAR

6/13 - 6/17



JAMES SWAIN

W3



JOEL WARREN

6-20 - 6/24



TONY NOLAN

W4



STEPHEN MILLER

6/27 - 7/1

CONS

See you in...



BLAKE GIDEON

W5



JON & LISA MOORE

7/4 - 7/8



ED NEWTON

W6



DUTTON

7/11 - 7/15



LANCE SHUMAKE

W7



JEFF JOHNSON

7/18 - 7/22



JON RANDLES

W8



DUTTON

7/25 - 7/29

UMED

Conomatic

1.1 PREPARATION

HOW TO GET READY FOR FALLS CREEK

For an itemized preparation check list, see [page 11-12](#).

Every church attending Falls Creek agrees to the following:

1. **Group participation in the Morning Tabernacle Experience.**
2. **Group participation in the Evening Tabernacle Experience.**
3. **Assure that their students and sponsors agree to the camp code of conduct ([page 17](#)).**
4. **Inform and enforce camp dress code rules with their students and sponsors ([page 17](#)).**
5. **Provide a Biblically focused meaningful morning quiet time, morning in-cabin Bible study, and evening devotion.**

Reserve Housing

Make sure you have a cabin reserved for the week you plan to attend Falls Creek. Every church attending Falls Creek Youth Camp rents their own cabin(s) for their week at camp.

Here are the steps:

- A. Determine your group's cabin need(s) based on capacity, rental cost, and necessary amenities. Using your capacity and rental cost criteria, sort and view matching cabins through the Cabin Information System, available online at www.skopos.org/fc-cabins. The Cabin Information System provides descriptions, photos, and rental contact information for each cabin.
- B. Check if cabins fitting your needs are available for rental through the list of Cabin Rentals by Week, available at www.skopos.org/fc-cabins. This list represents the latest weekly rental information provided by cabin owners to Falls Creek Baptist Conference Center.
- C. If a cabin vacancy appears on the week you wish to attend camp, contact cabin owners (churches or associations) to work out a rental contract or to be added to their rental waiting list.

Please know that we understand the potential difficulty in securing a cabin for the first time. If you are having difficulty renting a cabin or if you have cabin rental questions, please feel free to contact Bill Bergstrom, Guest Relations Manager at Falls Creek Baptist Conference Center, at bbergstrom@fallscreekok.org or (405) 942-3000 x 3257.

Recruit Sponsors/Cooks

Each church provides their own meals, brings their own sponsors, and plans and implements their own in-cabin activities. Great adult sponsors are essential for a great week at camp. We recommend recruiting at least one adult per ten students. For more information about recruiting/training sponsors for your camp week, visit www.skopos.org/fc-sponsors. Also, tips for cooks, meal planning and food purchasing are listed on our website at www.skopos.org/fc-cooks.

Register Online

Registration for all eight weeks of youth camp is found online at www.skopos.org/fc-register. Everyone attending camp must be registered online through our online registration system.

The online registration system allows you to update and edit your church's registration information, so complete your online registration before you arrive at Falls Creek. A few changes can be made at Onsite Registration on Monday, but before you leave for camp, all camper names must be entered and release form boxes checked. At Onsite Registration, you will receive a final copy of your registration forms and registration wristbands will be issued once full payment is made. You will not pay for your registration until you arrive at camp on Monday. **(BE PREPARED TO MAKE FULL PAYMENT ON MONDAY.)**

To get started with registration, visit www.skopos.org/fc-register. More registration information is on [page 15](#).

Registration Fees

The cost per person (student or adult):

Full-time attendee, from a BGCO church --\$7.00 a day / \$35.00 per week

Full-time attendee, from non-BGCO church --\$10.00 a day / \$50.00 per week

Registration fees are paid on Monday of your camp week by check or cash ONLY. Please make checks payable to BGCO.

Develop Prayer Strategy

Organize a prayer strategy for the week. Ideas for prayer are listed on [page 12](#).

Publicize Your Week

Use resources available in the Promo Packet (posters, logos, DVD, etc.) as well as your church's website, Facebook (your ministry's page or the skopos.org page), Twitter (@okskopos or your own twitter), or the skoposok YouTube channel to get the word out to students in your community. Promotional ideas are listed on [page 18](#).

Organize Daily Activities

Organize recreation, meals, transportation, and sponsors for your group. Go to **pages 25-26** or online at www.skopos.org/fc-recform for the recreation form. Bring your completed recreation form before coming to registration on Monday.

Prepare In-Cabin Bible Study with provided resources!

Prepare for the in-cabin teaching times on Tuesday-Friday mornings. A Bible study guide is printed on **pages 40-47**. The Camp Resource DVD provides video sessions and illustrations. Video sessions are designed to teach section one and section two of the Bible study material. The video resource also includes discussion questions creating an all-in-one resource. You may use the video sessions or teach live--it is your choice. Even if you choose to use the video studies, the guide in this book is still useful for an opening review, large group Q&A, and family group questions. You may also download the print resources from www.skopos.org/fc-print and video resources from www.skopos.org/fc-promovids.

Plan Cabin Wrap-Up/Evening Cabin Devotional

Plan the cabin wrap-up/devotion time in your cabin for each night. The priority of the late night cabin wrap-up should be to give students time to process and apply the information they have gained throughout the day, rather than to present new information. This time should also allow students to share their decisions or to make spiritual decisions.

Camp staff will be available each week to teach devotionals if you need assistance. The sign-up for a cabin devotional speaker is available at registration on Monday, but come prepared to lead devotionals each night. A cabin wrap-up/ evening devotional guide is in this book on **pages 49-57**.

Prepare for In-Cabin Spiritual Encouragement

Many of the decisions made at Falls Creek are made in cabins. Each church is responsible for planning and preparing for encouragement times that should happen inside your cabin each day. We recommend that each student, at least once during the week of camp, is provided an opportunity to meet one-on-one with an adult of the same gender from their church to talk about spiritual matters. A reproducible decision card for in-cabin decisions is on **page 28** and these cards should remain with your group. It is provided as a resource for churches that do not already have a decision card prepared for their cabin times.

Complete Release Forms

Make copies of all completed release forms for each of your students, sponsors, children and cooks (copies of all forms are on **pages 21-22** or online at www.skopos.org/fc-print). The legal parent or guardian of each student must sign the release form. All release forms (student and adult) must be alphabetized together by last name and turned in at registration on Monday of your camp week. **Only the Falls Creek 2011 release forms are allowed for registration.**

It is imperative that you make an additional copy of all the release forms and bring them to camp. At Onsite Registration on Monday, you will turn in original copies of forms. The additional copies of release forms are for any emergency trips to the hospital and for your trip home. In addition, we suggest you consider making copies to leave at your church, in each vehicle that carries students to camp, and to leave with multiple adults in your cabin to streamline the process in the event of an emergency.

Host a Pre-Camp Parent Meeting

Organize pre-camp preparation meetings for parents, sponsors and students. In your pre-camp meeting, pass out the parent information handout (available on **pages 23-24** or online at www.skopos.org/fc-print). Have parents sign their child's release form and distribute a camper packing list specific to your church. Here are some suggestions for your camper packing list:

Camper Packing List Suggestions

- Modest clothing for five days (see dress code **page 17**)
- Bible
- Notepad/ Pen or Pencil
- Spending money for concessions or gift shop
- (Optional) Umbrella, Flashlight, Camera

Recreation Items

- Modest athletic clothing for sports activities
- Long shorts (see dress code)
- Closed toe shoes for the ropes course
- Swimsuit (if two piece, bring a dark t-shirt)
- Skateboard, helmet and pads (Falls Creek provides pads if needed)
- Softball glove
- Volleyball (Balls for games are provided)
- Basketball
- Fishing Tackle
- Ping Pong Paddle

Cabin Items

- Pillow
- Bedding
- Towels
- Hygiene products (don't bring shaving cream unless you shave!)
- Sunscreen/Bug Spray

Arrive at Camp

How do I get to Falls Creek?

Falls Creek is just outside of Davis, Oklahoma, off Interstate Highway 35, exit number 51. Highway and regional signs will direct you to the Falls Creek Baptist Conference Center grounds after you exit I-35. The physical address for Falls Creek is: 6714 HWY 77D, Davis, OK 73030-8002

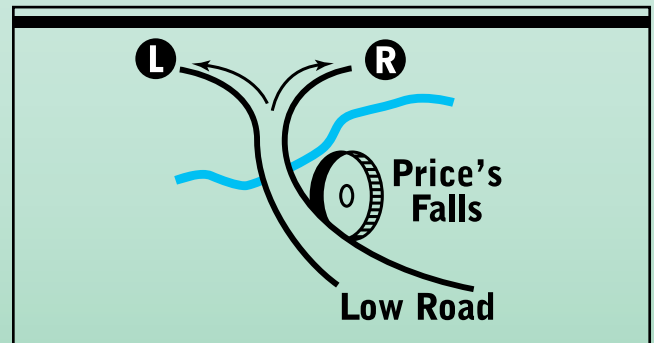
REMINDER:

The High Road entrance to Falls Creek will be reduced to one lane traffic this summer due to road work. There will be traffic lights controlling alternating one way access on the section of the road passing underneath I-35. **We strongly encourage all Falls Creek traffic to use the low road entrance to Falls Creek.** This will save you time and hassle as you arrive at camp.

ACCESSING YOUR CABIN

In 2011, we recommend all churches use the low road access and the Price's Falls Gate (formerly Main Gate). Upon exiting Price's Falls into camp, use the chart below to determine whether you should turn left or right to access your cabin.

Turn Left	Cabin #
	100's
	200's
	300's
	400's
	700, 701, 710, 711, 712, 713, 714, 715, 717
Turn Right to Main Gate: (formerly North gate)	500's
	600's
	Remainder of the 700's



You will not register at the gate on Monday. Church groups should not arrive before 8:00 a.m. on Monday. All groups or individuals arriving after Monday at 4:30 p.m. will need to check in at the office for registration assistance. You may also take part in late night registration after the service on Monday evening if arriving later than 4:30 p.m.

Register Your Group Onsite

Onsite Registration takes place in the north side of the tabernacle each Monday from 1:30-4:30 p.m. At Onsite Registration you will:

- Confirm registration information/names of campers. Input your group information online at www.skopos.org/fc-register before you arrive on Monday.
- Turn over original copies of student and adult release forms
- Make payment (**BE PREPARED TO MAKE FULL PAYMENT AT THIS TIME!**)
- Schedule recreation options and picture times
- Enlist missionary or summer staff to speak in your cabin (optional)
- Receive parking tags, student books, and registration bracelets

BRING THE FOLLOWING TO ONSITE REGISTRATION:

1. Cash or check for full registration fee. (Make checks payable to the BGC0.)
2. Completed Church Contact Sheet (New to 2011! Copy from [page 20](#) or download at www.skopos.org/fc-print)
3. Alphabetized Release Forms, sponsors and students merged (available on [pages 21-22](#) or at www.skopos.org/fc-print)
4. Volleyball/Softball Registration Form ([pages 25-26](#) or www.skopos.org/fc-recform)
5. Questions for staff

LOOK!

Registration should take less than one hour. However, if you did not attend one of the five regional preparation meetings in April or May, you are required to attend the hour-long registration orientation meeting in the West Counseling Room at 2:00 p.m. or 3:15 p.m. before you will be allowed to complete Onsite Registration.

Reserve Seats for Your Group

On Monday night, sponsors from your church can reserve seats for the whole group in advance, see [page 39](#) for details.

FIRST TIME AT FALLS CREEK?

Falls Creek is a unique camp in many ways:

- you select and rent your own cabin
 - you cook meals in your cabin in your own kitchen
 - you bring your own cooks and food
 - you design the mid-morning in-cabin Bible study, morning quiet time, recreation time, and evening cabin devotional for the unique needs of your group
-
- Falls Creek is both rustic and modern with many varieties of cabins, rough hills, state of the art technology in the services, and access to missionaries and on-site or global mission opportunities.
 - The camp programming is generally designed for believers in the morning and lost students in the evening. Each week we typically host over 4,000 believers and more than 500 lost students. In most cabins, 15-20% of the students coming with their group are not believers. We understand these dynamics and are sensitive to the unique responsibility of hosting so many lost students each week.
 - Falls Creek requires much preparation, but has incredibly rich benefits. You do not need to pay a deposit to the camp to register your group, just reserve your cabin and pay the cabin deposit to the cabin owner. You do not need to give the camp your final list of attendees until you arrive on Monday, allowing you to bring more late registering guests. Because of the generosity of Oklahoma Baptists, your registration fee is incredibly low which allows more un-churched and lower income students to attend camp. You have access to one of the largest ropes courses in North America at no additional cost. The camp-wide worship experiences in the mornings and evenings are planned and coordinated, allowing you to spend more time developing the other in-cabin times with your students.
 - Please know that we understand how hard it is to find a cabin at Falls Creek. Most of the weeks of camp are completely booked by January, leaving very few options to rent a cabin. Now that you are in, we want to help you in any way that we can. No question is off limits. Feel free to e-mail us at youth@bgco.org, call (405) 942-3000 ext. 4645 or go to the Falls Creek page at www.skopos.org/fallscreek. During each morning of camp, we will meet from 9:05-9:20 a.m. in Massey Chapel. One person from each church is expected to attend to receive a daily camp update and answers to questions.

CHECKLIST FOR FALLS CREEK 2011 PREPARATIONS

- _____ Pray for everyone God will bring to camp.
- _____ Develop a plan to enlist students for camp.
- _____ Secure a cabin and transportation for your church.
- _____ Select the lead sponsor for your church.
- _____ Select sponsors (at least one sponsor for every ten youth).
- _____ Select cooks for your cabin (every cabin provides food and cooks).
- _____ Perform background checks on all adults attending camp (see Camper Safety, [page 18](#))
- _____ Go online to www.skopos.org/fc-register to register for camp. Updates and changes to your online registration can be made at any time before Monday Onsite Registration.
- _____ Consider theme nights or a theme verse for your cabin. See [pages 13-14](#) for ideas.
- _____ Enlist and train sponsors and upperclassmen students to serve during the invitation.
 - An Invitation training video for pre-camp training is included in your promotional materials. Mandatory training will also be held in the chapel at 6:45 p.m. on Monday and Tuesday. See [page 32](#).
- _____ Order camp t-shirts (see [page 39](#)) or design your own t-shirt, trading pin, standard and/or banner, if you plan to enter the contest (see [page 39](#)).
- _____ Purchase a First Aid Kit for your cabin. See the First Aid Packing list on [page 30](#).
- _____ Plan meals and purchase food.
- _____ Divide the youth into teams/families for prayer and discussion during your cabin devotion and in-cabin Bible study. See [page 40](#).
- _____ Prepare your morning in-cabin Bible study and evening cabin devotional. Cabin devotional ideas are included on [page 49](#) and the in-cabin Bible study materials are included on [pages 40-47](#) and online at www.skopos.org/fc-print.
- _____ Plan other in-cabin activities and the spiritual emphasis for your group.
- _____ Hold a parent/camper meeting:
 - Make sure all release forms are signed and returned. (Make extra copies, alphabetize them and bring both sets to camp.) You must use the provided 2011 release forms. Blank forms are on [pages 21-22](#) or online at www.skopos.org/fc-print.
 - Go over the Parent Information Handout (on [pages 23-24](#) or online at www.skopos.org/fc-print), give out emergency phone numbers, etc.
 - Share the rules and expectations of your church, as well as the Falls Creek Code of Conduct and Dress Code.
 - Introduce the adult sponsors to students and parents.
 - Create and distribute a camper packing list (for ideas see the list on [page 9](#)).
 - Sign students up for recreational activities. Complete the Recreation Form for group recreation (see [pages 25-26](#) or download online at www.skopos.org/fc-recform).
- _____ Secure correct change or check to pay for registration on Monday.
- _____ Register at the tabernacle Monday from 1:30-4:30 p.m.
- _____ See [page 10](#) for a list of items to **BRING TO ONSITE REGISTRATION**.

1.2 FALLS CREEK IDEAS

FALLS CREEK SOCIAL MEDIA

Get connected with Falls Creek before, during, and after camp in a variety of ways using social media. You can access Falls Creek info through Facebook (www.facebook.com/skopos.org), Twitter (@okskopos), and YouTube (skoposok)!

PRAYER PREPARATION IDEAS

Prayer preparation is as vital to camp as physical preparation and planning. Listed below are several ideas for preparing your church and your students for Falls Creek. Please remember to pray for the overall safety of the camp, the Falls Creek leadership, and camp staff.

Choose from the ideas below to create and implement a prayer plan:

Prayer Guide

Available online at www.skopos.org/fc-prayer is a prayer guide designed to prepare your group for camp. Distribute the prayer guide to every student and adult involved or committed to Falls Creek and other prayer supporters within your church.

Fasting

Teach students the meaning of fasting, then fast for a meal or full day the week before camp. Focus the fast on prayer for lost students and the purity of all Christians who attend camp.

Prayer Walk

When your group arrives at camp, send your leadership students out with a prayer walk guide. Ask them to walk around camp and pray in groups of two or three for all the major areas of camp.

Prayer Partner

Link students with an adult prayer partner before the week of camp. This adult should not be one of the adults who will attend Falls Creek as a sponsor.

Wristbands

Write all names of students and adults attending Falls Creek on a “hospital bracelet” and place them on the altar at church. Encourage adults to pick up one of the wristbands the Sunday before camp and wear it all week as a prayer reminder.

Parent Prayer

Assign volunteer parents and adults a day of prayer for the group. Distribute all names of students to parents and adults for their day of prayer.

Advance Prayer

For several weeks before camp, meet regularly with sponsors to prepare and pray for students who will attend camp.

Commissioning Service

Sunday night before camp hold a “commissioning service” to pray over and prepare the students for Falls Creek.

Your Own Prayer Strategy

Develop your own prayer strategy to fit the needs of your group.

PRE-CAMP IDEAS

Before you leave for camp, consider a few of these ideas to enhance the experience of your group at Falls Creek!

Letters from Home

Ask parents to write their students a letter before your group leaves. Bring the letters and distribute them to campers during the week, or ask parents to mail their letters to camp. For students that will not get any letters or mail from home, ask a Sunday School teacher or small group leader to write all of the students in their class or group.

Please address mail as follows:

Name of Camper
Church Name
Cabin Name and Number
Falls Creek Baptist Conference Center
6714 HWY 77D
Davis, OK 73030-8002.



The Falls Creek Office cannot sign for packages, so please do not allow packages to be sent to your cabin.

Promotional Videos

Promotional videos are found on the DVD in your camp Promo Packet and are available for download from www.skopos.org/fc-promovids. Utilize these promo videos during your weekly youth service in the weeks leading up to camp. Consider producing your own promo videos to upload to your youth ministry's website or share with students on YouTube.

Promotional Posters

Three unique posters are provided in Promo Packs for your camp promotional needs. These posters can be used in the community and in your youth room to encourage students to sign up for camp. **Ask local businesses, gas stations, restaurants, coffee shops, sporting venues, etc. if you can display a poster in their window.** A bonus poster will be made available only at our Regional Prep Meetings. Attend one near you!

IDEAS FOR YOUR GROUP'S WEEK AT FALLS CREEK

Here is an assortment of ideas gathered from various groups at Falls Creek over the past several years. Consider a few of these ideas to do in your cabin or around grounds while you are at camp.

Pin Trading

We encourage churches to have their own pins made to trade with Falls Creek staff or students from other churches. A pin trading area will be located near the Missions Village.

We have provided pictures of past pins and links to sites that make these custom pins at www.skopos.org/fc-pintrading. These companies are not recommendations, but we have provided helpful contact information to utilize at your discretion. Pins can run anywhere from \$1.00-\$4.00 each, depending on the design and style. Plan to join us in this fun, new activity at camp!

Encouragement Notes

Assign each student a 9 x12 envelope to decorate on Monday when you arrive. Mount these envelopes on a wall in the cabin. Leave paper and pencils around a table for students to write notes to put in the envelopes for each other. Provide simple rules to make sure notes stay focused on encouragement.

Student Leadership

Prior to camp, assign your student leaders a responsibility for camp preparation and a role during camp. If they know early, students can help teach your in-cabin Bible studies, share their testimony, help with lights out, plan in-cabin recreation options, and more.

Prayer Walking

Each evening as students arrive at the tabernacle, encourage your group to prayer walk for the invitation, themselves, peers, and the leadership of the service. Prayer walking can be done in silent as students walk through the aisles or students could gather before the service at the altar in small groups to pray.

Plan Morning Quiet Time

Plan to create an environment in your cabin for quiet times. Play music or have a sponsor pray over their group before they have their private devotional time. Consider beginning your morning quiet time as a group to teach 3-5 minutes on how to have a private time of worship. After you teach your students how to have a quiet time, send them to an area of the cabin (not to their bunks!) to read and study. Make sure students start and end on time because of the tight morning schedule.

Establish New Spiritual Traditions

Talk with upper classmen and brainstorm a new Falls Creek tradition to pass on to the next generation. Traditions can be funny or serious. Some ideas might include: reading a book of the Bible out loud as a group, taking communion together, unique prayer times, special meals, upperclassmen encouraging the younger students, etc. If your group has the tradition of doing pranks in the cabin or around grounds, change the tradition to be something more encouraging and God-honoring.

Recreation Coordinator

Assign one adult in the group to be the recreation coordinator of the group. They can help students get organized into tournaments, plan recreation activities for rainy days, and even create ideas for late night activities before devotional times. Make sure every person in the group has something to do during recreation. Keeping students busy (and not sleeping) during recreation means everyone will sleep better at night.

Lights Out

Every group has issues getting students to sleep each night. So, invent a special way for your group to do lights out. Some groups turn off the lights and pray out loud for the next day or sing a certain song each night. Encourage sponsors to walk from bunk to bunk to pray with each student. Some students have not received encouragement before bedtime since they were a baby.

Family Groups

We suggest putting students into “families” for discussion groups during the morning in-cabin Bible study and the evening cabin devotional. You can organize these groups in a way that works best for your students (grade, school, co-ed, etc.), but make sure an adult or two is in every group to facilitate the discussion. **To help sponsors learn more about students in their family groups, have the students complete a Student Profile found on page 27.** Make creative names or themes for each family group (animals, foods, colors, etc). Think about using family groups for recreation, KP, worship preparation, etc. We have found that as students spend time working together, communication in their small group settings improves for discussing significant spiritual issues. Ideas for the small groups are provided with the morning in-cabin Bible study guide and the evening devotional guide.

Theme Nights/Days

Many groups have special meals or themes for each day or evening. Consider an emphasis for each day in your camp preparations so that students can bring clothing for that day’s theme. Some ideas might include: Fiesta Night, Dress-Up Night, 80’s Night, All American Night, etc. Be creative, but make sure the theme will not distract other groups or from the goals of camp, **especially if they wear their theme gear to the evening service.**

Identity Builders

Wear something all week to help your group build group identity. Necklaces, headbands, trading pins, hats or name badges will help build group unity and help identify your group in the crowd.

Create a Standard

If adults reserve seats early each night for your group, you will need a way for your students to find their seats when they enter. Create a tall, easily seen “standard” for your group to mark your row of seats and represent your group or camp theme. Standards must lay down during the service and not block the view of people in rows behind your group. Enter your standard in the standard design contest. More details can be found on [page 39](#).

Serve the Servants

Find creative ways to serve Falls Creek staff. Write encouraging notes, bring snacks, etc. Remember to encourage the cooks in your cabin, too. Teach students about exemplifying Christ by serving people.

Trash Pick Up

Add outside trash pick up around your cabin to your KP or bathroom assignment lists. Be intentional about keeping trash picked up in the area around your cabin, so the campground will be clean all summer long. Some groups use trash pick up as discipline, but it may be better to use it as a way of humbly serving others.

BACK AT HOME IDEAS

The success of Falls Creek is determined by the lives of students when they leave camp. Teenagers are learning how to walk with God, so they will need encouragement, ideas and accountability to help them continue to practice what they learned at Falls Creek. In camp preparation, remember to think through specific ways you can prepare your students to go home after camp. These are a few ideas for your church to continue kingdom work at home.

Follow Up

Recruit and equip adults not going to camp to help with following up with students after camp. When a student makes a decision, contact an adult doing follow up back home and ask them to pray and prepare to meet once a week with that student for four weeks to help with questions and needs. An easy four week mentor guide is included in the Pursuit CD that Falls Creek provides to every student who makes a decision during camp.

Students Sharing

Plan ways for students to share their faith when they get home. When students get excited about sharing their faith at camp, they need to know there is a plan to take the excitement home. What will your plan be for your community?

Sunday School

Before camp, give the names of all the students attending camp from a specific grade/class to the teacher of that Sunday School class or small group. Ask teachers to call students on Saturday night (after camp) to introduce themselves and to invite them to Sunday morning Bible study the next day.

Baptism

Have a date in mind for a baptismal service, so that every student that accepts Christ will know before camp when they can be baptized. If possible, do the baptism counseling while you are still at camp. The Pursuit CD includes a resource to help students understand the purpose of baptism. If a student cannot participate in the first baptism service, do not give up. Continue to work with each student they have been baptized. If baptism was important to Jesus, it should be important to us. A baptism resource, complete with creative ideas for celebrating baptisms, can be found on the resources page at www.skopos.org/baptism.

Bible Study Plan

When students go home after camp, help them move beyond camp by connecting them to the Devotional to End all Devotionals, a nine month Bible study found at www.skopos.org/devo.

The Devotional to End all Devotionals is a study designed to equip students to study the Bible on their own. After students work through this 36 week study, they will be able to meet with God and pull truths from His Word on their own.

1.3 REGISTRATION

FIVE ELEMENTS OF PARTICIPATION

Every lead sponsor should read this section. To register online, you are asked to agree to these requirements.

Falls Creek allows for a great deal of individual church flexibility, to allow each group their own unique camp experience. To participate in Falls Creek, you must be a BGCO church or agree to the Statement of Participation from the BGCO Board of Directors. With hundreds of new churches over the past few years and many programming changes, it is important that every church understands the specific requirements to attend the greatest youth camp in the world, Falls Creek.

Every church attending Falls Creek agrees to the following:

1. **Group participation in the Morning Tabernacle Experience.**
2. **Group participation in the Evening Tabernacle Experience.**
3. **Assure that their students and sponsors agree to the camp code of conduct (page 17).**
4. **Inform and enforce camp dress code rules with their students and sponsors (page 17).**
5. **Provide a Biblically focused meaningful morning quiet time, morning in-cabin Bible study, and evening devotion.**

In-cabin Bible study and cabin wrap-up/evening cabin devotional materials are provided in this resource or online at www.skopos.org/fc-print. Quiet time materials are provided in the Student Guide given to every student and sponsor at registration on Monday of their camp week (also available online at www.skopos.org/fc-print by May 1, 2011). Churches may use the provided materials to align with the theme of the day or they may use their own materials. But, each church must conduct some kind of quiet time, morning Bible study, and evening devotion with their students.

STATEMENT FOR PARTICIPATION IN FALLS CREEK YOUTH CAMP FOR NON-BGCO CHURCHES

Falls Creek Youth Encampment is the largest Christian youth camp in America. It was founded and is still operated by the Baptist General Convention of Oklahoma primarily for the churches of the Baptist General Convention of Oklahoma (BGCO). Over the camp's long history, many churches have come as guests of BGCO churches and have participated in the youth weeks.

The BGCO Board of Directors requires that all non-BGCO churches participating in a Falls Creek youth week must either be a Southern Baptist church from another state or an Evangelical church that agrees to the basic beliefs of Southern Baptists (as printed below). If a non-BGCO church has a problem with any of the Basic Beliefs stated below, please feel free to contact our office to discuss the attendance requirements with Andy Harrison, the Program Director, (405) 942-3000 ext. 4643. Since BGCO churches support Falls Creek year round by giving to the Cooperative Program, non-BGCO churches are asked to pay a slightly higher registration fee of \$50.00 per person per week to attend Falls Creek (BGCO churches pay \$35.00 per person per week).

If a non-SBC church would like to participate on the decision team, we request that they only connect with students from their group. Of course, all students are free to respond to the public invitation given during the Evening Tabernacle Experience Tuesday through Friday.



BASIC BELIEFS OF SOUTHERN BAPTISTS, TAKEN FROM THE 2000 BAPTIST FAITH AND MESSAGE

The Scriptures

The Holy Bible was written by men divinely inspired and is God's revelation of Himself to man. It is a perfect treasure of divine instruction. It has God for its author, salvation for its end, and truth, without any mixture of error, for its matter.

God

There is one and only one living and true God. ... The eternal God reveals Himself to us as Father, Son and Holy Spirit, with distinct personal attributes, but without division of nature, essence or being.

God the Father

God as Father reigns with providential care over His universe, His creatures, and the flow of the stream of human history according to the purposes of His grace. ...God is Father in truth to those who become children of God through faith in Jesus Christ.

God the Son

Christ is the eternal Son of God. In His incarnation as Jesus Christ, He was conceived of the Holy Spirit and born of the virgin Mary. ...He honored the divine law by His personal obedience, and in His death on the cross, He made provision for the redemption of men from sin.

God the Holy Spirit

The Holy Spirit is the Spirit of God. ...He exalts Christ. He convicts of sin, of righteousness and of judgment. ...He enlightens and empowers the believer and the church in worship, evangelism, and service.

Man

Man was created by the special act of God, in His own image, and is the crowning work of His creation. ...By his free choice man sinned against God and brought sin into the human race. ... The sacredness of human personality is evident in that God created man in His own image, and in that Christ died for man; therefore every man possesses dignity and is worthy of respect and Christian love.

Salvation

Salvation involves the redemption of the whole man, and is offered freely to all who accept Jesus Christ as Lord and Savior, who by His own blood obtained eternal redemption for the believer. In its broadest sense salvation includes regeneration, sanctification, and glorification.

God's Purpose of Grace

Election is the gracious purpose of God, according to which He regenerates, sanctifies, and glorifies sinners. ...All true believers endure to the end. Those whom God has accepted in Christ, and sanctified by His Spirit will never fall away from the state of grace, but shall persevere to the end.

The Church

A New Testament church of the Lord Jesus Christ is a local body of baptized believers who are associated by covenant in the faith and fellowship of the gospel...and seeking to extend the gospel to the ends of the earth. ...This church is an autonomous body. ...The New Testament speaks also of the church as the body of Christ, which includes all of the redeemed of all the ages.

Baptism & the Lord's Supper

Christian baptism is the immersion of a believer in water. ...It is an act of obedience symbolizing the believer's faith in a crucified, buried, and risen Savior, the believer's death to sin, the burial of the life, and the resurrection to walk in newness of life in Christ Jesus.

The Lord's Supper is a symbolic act of obedience whereby members ... memorialize the death of the Redeemer and anticipate His second coming.

The Lord's Day

The first day of the week is the Lord's Day. ...It commemorates the resurrection of Christ from the dead and should be employed in exercises of worship and spiritual devotion.

The Kingdom

The Kingdom of God includes both His general sovereignty over the universe and His particular kingship over men who willfully acknowledge Him as King. Particularly the Kingdom is the realm of salvation into which men enter by trustful, childlike commitment to Jesus Christ. Christians ought to pray and to labor that the Kingdom may come and God's will be done on earth. The full consummation of the Kingdom awaits the return of Jesus Christ and the end of this age.

Last Things

God, in His own time and in His own way, will bring the world to its appropriate end. ...Jesus Christ will return personally and visibly...the dead will be raised; and Christ will judge all men in righteousness. The unrighteous will be consigned to Hell. ...The righteous... will receive their reward and will dwell forever in Heaven with the Lord.

Evangelism & Missions

It is the duty and privilege of every follower of Christ and every church of the Lord Jesus Christ to endeavor to make disciples of all nations ... to seek constantly to win the lost to Christ by personal effort.

Education

The cause of education in the Kingdom of Christ is co-ordinate with the causes of missions and general benevolence ... there should be a proper balance between academic freedom and academic responsibility. ...The freedom of a

teacher in a Christian school, college, or seminary is limited by the pre-eminence of Jesus Christ, by the authoritative nature of the Scriptures, and by the distinct purpose for which the school exists.

Stewardship

God is the source of all blessings, temporal and spiritual; all that we have and are we owe to Him. Christians have a spiritual debtorship to the whole world, a holy trusteeship in the gospel, and a binding stewardship in their possessions. They are therefore under obligation to serve Him with their time, talents, and material possessions.

Cooperation

Christ's people should ... organize such associations and conventions as may best secure cooperation for the great objects of the Kingdom of God. Such organizations have no authority over one another or over the churches. ...Cooperation is desirable between the various Christian denominations.

The Christian & the Social Order

Every Christian is under obligation to seek to make the will of Christ supreme in his own life and in human society. ... The Christian should oppose in the spirit of Christ every form of greed, selfishness, and vice.

Peace & War

It is the duty of Christians to seek peace with all men on principles of righteousness. In accordance with the spirit and teachings of Christ they should do all in their power to put an end to war.

The true remedy for the war spirit is the gospel of our Lord. The supreme need of the world is the acceptance of His teachings in all the affairs of men and nations, and the practical application of His law of love. Christian people throughout the world should pray for the reign of the Prince of Peace.

Religious Liberty

Church and state should be separate. The state owes to every church protection and full freedom in the pursuit of its spiritual ends. ...A free church in a free state is the Christian ideal.

Family

God has ordained the family as the foundational institution of human society. ... Marriage is the unity of one man and one woman in covenant commitment for a lifetime. ...The husband and wife are of equal worth before God, since both are created in God's image. The marriage relationship models the way God relates to His people. ...Children, from the moment of conception, are a blessing and heritage from the Lord.

CODE OF CONDUCT FOR FALLS CREEK YOUTH WEEKS

The code of conduct for Falls Creek is intended to assist the many diverse churches and students at camp to have a safe and enjoyable camp experience, while growing in their faith. Falls Creek is designed to help students and adults know and follow God, so the code of conduct prioritizes issues related to a student's faith development in Jesus. Falls Creek youth weeks are planned for youth (those who have completed 6th through 12th grade).

After 10:15 p.m., all students should be inside their cabin and should not be outside their cabin without a sponsor until after 6:30 a.m. Groups are allowed to meet around the perimeter of their cabin during late night devotional times, but a sponsor should be with the group at all times and extra care should be taken so other groups are not disturbed. Groups/individuals need to be inside their cabin by 11:45 p.m. If a particular group needs to meet outside their cabin after 11:45 p.m. for spiritual counsel, a sponsor must be present and the group must move inside the cabin as soon as possible.

No bands or instrumental groups are allowed to perform outside their cabin walls, except for groups that are an official part of the weekly programming for the whole camp. Headset listening devices and sound systems may be used only inside cabins. Excessive volume from a cabin is not permitted since it can disturb other cabins. No product sales are allowed at Falls Creek unless they have secured a contract through the Falls Creek Office. Students are required to attend both the Morning Tabernacle Experience and the Evening Tabernacle Experience each day.

Sponsors from each church are responsible for enforcing the code of conduct and camp dress code for their students and adults and for handling discipline issues. At all experiences, church groups must sit together. If the group is too large to find a single location for everyone, the group should divide into smaller groups with adult sponsors in each group. Students will not be permitted to leave the grounds unless accompanied by a sponsor.

Believing that modesty extends beyond the dress code, Falls Creek asks that students refrain from PDA (Public Displays of Affection). Church sponsors should be diligent to communicate this guideline to their students.

It is strongly suggested that churches limit or prohibit their students' use and possession of cell phones and two-way radios. These items can quickly become a distraction to the goals of the week of camp.

Use or possession of illegal drugs, alcohol, or tobacco of any type is not permitted on the grounds during any week of camp. The possession of offensive weapons of any sort is prohibited at Falls Creek. Falls Creek Baptist Conference Center reserves the right to perform a random drug and weapon search at any time and confiscate items that distract from the camp goals or that violate the code of conduct of the camp.

Pets/animals (other than service dogs), fireworks, rock throwing, water fighting, laser pointers and shaving cream fights are prohibited on the grounds. Masks or any other disguise over the face cannot be worn by anyone outside of their cabin. For the safety of all guests, skates, rollerblades and skateboards are permitted only in the SwiftSkate area and only at designated times. All cycles (uni-, bi-, or tri-) are prohibited on the grounds. Violation of this policy could result in confiscation of equipment. No wading or swimming is allowed in the creeks or lake unless there is a Falls Creek lifeguard present. No swimming/wading pools are allowed at cabins.

All guests are required to show proof of registration or ID to enter or re-enter the conference center grounds. Day guests should leave grounds by midnight. Courtesy Crew will be on duty 24-hours per day. Courtesy Crew, when called upon, will assist the adult leadership of any cabin in dealing with discipline problems that may arise. Courtesy Crew is authorized to enforce the code of conduct and policies of the conference center.

Unnecessary and careless traffic is prohibited on Falls Creek grounds. Only conference center operated golf carts, utility carts, or low speed vehicles (LSVs) are permitted. Delivery trucks are not permitted during summer camp weeks except to supply conference center-owned concessions. Motorcycles may only drive to and from the gate to their cabin or meeting place. Recreation vehicles for living or sleeping purposes are permitted only in designated areas and must register in advance with the Falls Creek Office. All passengers must be seated in the vehicle according to its designated capacity—no passengers are allowed in pickup beds or in the back of vehicles with hatch doors raised.

Falls Creek is a Christian environment that promotes personal encouragement and spiritual development of every camper. Falls Creek does not condone or encourage any activity on grounds that humiliate any camper, including initiation, hazing, and pranks.

DRESS CODE

The intent of the Falls Creek dress code is to provide an equitable dress code for all campers that will encourage modesty above legalism. Parents and church leaders are urged to see that only clothing which meets the policies and regulations of the conference center is brought to Falls Creek. Please do not bring to Falls Creek clothing you sense would be questionable for a Christian camp setting.

Since Falls Creek is a Christian camp with a distinctly Christian atmosphere, the New Testament principle of modesty should always be the standard for dress at Falls Creek. It is the responsibility of the sponsors from each church to model the standard of modesty and enforce the camp dress code.

While on Falls Creek grounds campers may not wear apparel that exposes the midriff, is extremely tight fitting, or has writing on the back of pants or shorts. Apparel may not display or promote tobacco, alcohol, controlled substances, or inappropriate language or pictures. All shorts and dresses should be modest length. At Falls Creek, modest shorts are generally defined as shorts that have at least a five inch inseam or longer and dresses and skirts should be four inches from the top of the knee or longer. Slits in dresses and skirts should also be modest in length. Shirts/tops must have at least three inches across the shoulder. Shoes and shirts must be worn at all times outside cabins, except while swimming.

Modest swimming suits are appropriate while swimming. A dark t-shirt must be worn over two-piece swimming suits. Males should not wear tight fitting swimming suits. While going to and from the swimming areas, all campers must wear shoes; males must wear a t-shirt and females must wear a long covering over their swimming suits.

ADULT SPONSORS/ CAMPER SAFETY

Lead Sponsor

Each church is required to appoint a lead sponsor. The lead sponsor serves as the church contact person during the week and can be the pastor, youth minister, or a lay person. Churches must also provide a minimum of one sponsor for every ten youth with at least one male and one female sponsor. Some churches select junior sponsors to attend with their group; usually these are young college students.

Sponsor Expectations

Adult sponsors attending Falls Creek Youth Camp should adhere to the expectations listed below:

- Set the moral and spiritual example for the group.
- Model and enforce the camp code of conduct and dress code.
- Be responsible for the attendance of their students at BOTH tabernacle experiences each day.
- Use every moment during the week to equip and encourage students to follow Christ in their daily lives.
- Spend one-on-one time with students in their cabin to hear their salvation story and/or to share Christ with them.
- If involved in the youth ministry beyond camp, attend one of the Adult Leadership Investment times Tuesday or Wednesday night during the Evening Tabernacle Experience. Have at least one sponsor/staff member from their church attend the 9:05 a.m. ten-minute daily update Tuesday-Friday in Massey Chapel (north side of the tabernacle).

SPONSOR SELECTION

Sponsors set the tone for the week. If a sponsor has a great attitude, students will have a great week at camp. If sponsors are godly role models and use their influence wisely for the kingdom, there will be more spiritual impact during the week. Please only recruit and take adult sponsors that encourage your students toward the goals of camp.

CAMPER SAFETY

Zero-Tolerance Policy

Falls Creek is committed to a positive, uplifting, Christian environment. Falls Creek does not tolerate and expressly prohibits sexual harassment and sexual abuse. This policy applies to everyone at Falls Creek, including employees, board members, volunteers, sponsors, campers, contractors, and vendors of Falls Creek.

- Suspected violations of this policy are to be reported immediately to a Falls Creek [administrator]. Upon completion of an investigation, suspected violators of this policy will be removed from the grounds of Falls Creek. Employees of Falls Creek who are suspected of violating this policy will be subject to disciplinary action, up to and including termination of employment and criminal prosecution may ensue.
- Suspected abuse or neglect of a minor, whether on or off Falls Creek property or whether perpetrated by Falls Creek personnel or others, will be reported to state authorities, as required by law.

Falls Creek Youth Camp strongly recommends that each church perform a criminal background check, including a check of the National Sex-Offender Registry, on each adult sponsor over 18 years of age, attending with their group. *

* A resource available to churches is Volunteer Screening through Trak-1 Technology found at www.trak-1.com. Trak-1 Technology is an online national data company that provides a discounted rate on individual background checks for any BGCO church. Churches must set up an account with Trak-1 before using any of their online services. Oklahoma churches can also contact the Oklahoma State Bureau of Investigation (OSBI) to screen people through their criminal records check at www.ok.gov/osbi. Both OSBI and Trak-1 charge a nominal fee for their criminal records check.

REGISTRATION INFORMATION

Every church bringing a group to Falls Creek must register and pay separately, even if sharing a cabin or cooperating to have camp. This will help with registration fees and for accurate records on which BGCO and non-BGCO churches are present each week. Most importantly, though, this helps Falls Creek to know who is on grounds each week in the case of an emergency.

If students from another church are just joining your group and no adults from that church are coming, you may register as one church.

Online System

Registration for 2011 is online at www.skopos.org/fc-register. Log onto the web site, input student and sponsor info, determine registration costs, select upperclassmen assisting in the invitation (if any), and print all forms. *Changes to online registration can be made at any time and as often as necessary by logging back onto the registration site until Onsite Registration on Monday of camp week. If you have any questions about registration, call our office at (405) 942-3000 ext. 4645.*

Onsite Registration

On Monday from 1:30-4:30 p.m. on the north end of the tabernacle, a few last-minute changes can be made with the Falls Creek staff before payment is finalized and forms/wristbands are printed. At Onsite Registration, each church can sign up for recreation, photo times, cabin devotions or hosting staff meals. Student books, individual sponsor and student wristbands, and parking permits for every vehicle on grounds will be issued at the onsite registration.

Release Forms

Original copies of a 2011 release form for every person staying overnight with your church, signed and alphabetized, must be brought to Onsite Registration. Wristbands will not be printed without an official 2011 Falls Creek release form. Extra copies of signed release forms are essential for each church to keep with them while at Falls Creek. Both of the acceptable release forms are included in this book on pages 21-22 or they can be downloaded at www.skopos.org/fc-print.

Wristbands

A personalized wristband for every registrant is generated at Onsite Registration. Please make sure each student and sponsor receives a wristband with their correct information assigned at registration on Monday.

If a student or sponsor loses their wristband, they may purchase a replacement in the Falls Creek Office or at the Riverfront Recreation Field for \$1.00. If a wristband breaks, a free replacement can be given to them if they return the broken wristband to the Falls Creek Office or the Rec Hut at the Riverfront Recreation Field.

Students and sponsors are required to wear their wristband all week. Every full-time camper, part-time camper, or day guest must have a wristband on at all times while on grounds at Falls Creek. No person will be allowed to remain on grounds without a wristband. A wristband will be required to re-enter the gate, participate in recreation, ride a shuttle bus, purchase concessions, purchase from the gift shop, and enter the tabernacle.

Full-time and Part-time Registrants

Falls Creek is for students who have completed the 6th grade through the 12th grade. All registrants who have not completed the 6th grade must be accompanied by a parent. The Falls Creek Program Director recommends that students who have completed the 6th grade be a part of the youth group for at least the past year before attending Falls Creek Youth Camp weeks.

Full-time registrants are those attending Monday through Friday or Saturday.

Part-time registrants are those attending four days or fewer.

- *Part-time registrants coming later than Monday can register at the Falls Creek Office.*

The best system for registering part-time campers is at Onsite Registration on Monday. To register part-time campers on Monday, the day of their arrival has to be known and their release forms must be on hand. This allows for the entire registration fee for your group to be paid at once on Monday and for all wristbands needed for the week to be issued. When part-time registrants arrive at the gate later in the week, gate staff will have their names on a list and they can give them directions to their cabin. If the part-time registrant has NOT completed their release form, they will be directed to the Falls Creek Office after paying/entering the gate where they will have to complete all their forms before they can proceed to your cabin.

- *One day guests (not staying overnight) should pay at the gate.* No release form is required for day only guests. Every guest staying overnight must have a release form on file with the Falls Creek Office. Only registrants (those who have completed a release form) can participate in any recreation or ride on shuttle buses. Please inform drive-in guests (parents, church members, staff, etc.) that every person entering grounds must pay a day registration fee and the driver must show ID (see below for the day registration fees).

Registration Fees

The lead sponsor should be prepared to pay the full registration amount for all part-time and full-time students, sponsors, children, cooks and early arrivals with exact change or a check when at Onsite Registration on Monday in the north end of the tabernacle.

Make checks payable to the BGCO. The online registration system will calculate the exact amount needed for registration after you enter all student and sponsor names attending. If arriving later than 4:30 p.m. on Monday, groups can register late after the Evening Tabernacle Experience in the north end of the tabernacle.

Day Guests

If a guest is visiting camp for the day and will not be staying overnight, payment must be made at the gate and a visitor wristband will be issued. All guests must leave grounds by midnight on the day they arrive. All drive-in guests must show a valid driver's license.

Early Arrivals

Students are not allowed to stay the night on Falls Creek grounds on Saturday or Sunday during the summer. Adult sponsors may stay overnight on Sunday if they are setting up the cabin, but the cabin owner should be aware that the group is using the cabin early. If adult sponsors from your church will be arriving early, please mark the number of adults in the "Early Arrivals" section of your online registration. Adult sponsors arriving on Sunday will pick up their keys at the Main Gate after 2:00 p.m. until 10:00 p.m. There is an additional \$7.00 per day, per person fee (\$10.00 for non-BGCO churches) for sponsors staying overnight on the weekends.

Registration Fees:

- BGCO Churches Full-Time: \$35.00 per person for the week (students, sponsors or cooks)
- BGCO Churches Part-Time: \$7.00 per day per person
- Non-BGCO Churches Full-Time: \$50.00 per person for the week (students, sponsors, or cooks)
- Non-BGCO Churches Part-Time: \$10.00 per day per person
- Children six and under attending with their parents: \$2.00 per day per child (children over 6 years will be charged the student rate)
- Evening Only (after 5:00 p.m.): \$3.00 per person
- Sponsor Early Arrivals: additional \$7.00 per day per person (\$10.00 for non-BGCO churches) for sponsors staying overnight on Sunday to drop off supplies and set up their cabin.

Falls Creek 2011 Church Contact Sheet

Attach this sheet to your falls creek registration and bring with you to onsite registration on monday of your camp week.

Church Name: _____ City: _____

Please Circle One: **BGCO** **NON-BGCO**

Week attending: 1 / 2 / 3 / 4 / 5 / 6 / 7 / 8

Church Address: _____ Church Phone: (____) _____

City: _____ State: _____ Zip: _____

On Grounds Contact Person : _____ Cell Phone: (____) _____

Cabin: _____

Onsite Registration Check List:

- _____ 1) Online Registration Complete
- _____ 2) All Registration Forms completed including medical information, and signatures (student & parent)
- _____ 3) All forms alphabetized and merged (student forms with sponsor forms)
- _____ 4) Total Payment (cash or check only)/ Checks made payable to BGCO

*I verify that all forms have been checked for accuracy and are complete, and that I have the above check list items. **I also verify I have reviewed and understand the 5 elements of participation, the code of conduct, and the dress code and agree to insure my group abides by them.***

Student Minister and/or Lead Sponsor

Date

Falls Creek 2011 Adult Release and Waiver of Claims Form

Adult Name:

Host Church: _____ Cabin: _____

Name: _____ Age: _____

Address: _____ Phone: (_____) _____

City: _____ State: _____ Zip: _____

In Emergency Notify: _____ Relationship: _____

Home Phone: (_____) _____ Cell or Work Phone: (_____) _____

E-mail: _____ College Attending This Fall (if applicable): _____

Secondary Emergency Contact: _____ Phone: (_____) _____

1. Do you have any known allergies or are you unable to take any medication? **Yes No** (Please circle one.) If yes, what?
2. Do you presently take any medications regularly? **Yes No** (Please circle one.)
If yes, what medications? _____ For what reason? _____

3. Please List any other medical condition(s) that would be helpful to know: _____

4. Date of last tetanus immunization: _____

5. Insurance Company: _____ Name on Insurance Policy: _____

Insurance Company Phone Number: _____ Policy Number: _____

Mailing Address for Medical Claims (see back of insurance card): _____

City: _____ State: _____ Zip: _____

6. Does your insurance company require notification prior to emergency health care at a hospital? **Yes No** (Please circle one.)
If yes, Phone Number: (_____) _____

It is your responsibility to obtain insurance permission for treatment.

I, _____ will be attending Falls Creek during the summer session, 2011. Falls Creek Baptist Conference Center is managed and operated by the Baptist General Convention of Oklahoma ("BGCO"). In the event that I should need emergency medical care or attention, the Host Church leadership, the BGCO or any of their agents or employees is hereby authorized to consent to the provision of such emergency medical care, including without limitation, medical, dental, surgical care or hospitalization, to me as is recommended or suggested by a physician, nurse, surgeon or other health care professional.

If such emergency care is provided, I understand that my health insurance information will be given to the health care professional and that any expenses not covered by my insurance shall be my responsibility. I understand that the Host Church or the BGCO will not be obligated to pay either the health care professional or me for any medical expenses incurred.

There are instances when third party contractors are used to operate and supervise various events and activities. In those instances where third party contractors are used, I agree that neither the Host Church nor the BGCO is responsible for the action of these third party contractors. I further agree that neither the Host Church nor the BGCO is liable for the actions or activities of participants or sponsors participating in events or activities operated by third party contractors.

I understand that the risk of injury from any recreational activity is significant, including, but not limited to, the potential for permanent paralysis and death. While particular rules, equipment, and personal discipline may reduce this risk, the risk of serious injury does exist. I knowingly and freely assume all risks, both known and unknown, even if arising from negligence, and assume full responsibility for my participation in or observation of such recreational activity.

Furthermore, in consideration of being allowed to attend Falls Creek camp, I hereby waive, and I hereby agree to indemnify and hold harmless the Host Church, the BGCO, their agents or employees, against any and all causes of action, rights, claims or suits which I may have against the Host Church, the BGCO, or their agents or employees as a result of injury to me, including, but not limited to: (1) injuries arising from participation in or observation of recreational activities at Falls Creek, and (2) injuries arising from the decision of the leadership of the Host Church, the BGCO, or any of their agents or employees to consent to the provision of emergency medical care to me.

I understand that my image may be included in a video or in photographs that may be made during camp. I understand that a promotional or highlight video may be available for sale during and after camp. I consent that my image may appear on videos, promotional resources, camp endorsed web sites, etc.

I give authority and permission to the Host Church, the BGCO, and any of their staff or agents to inspect my belongings while at Falls Creek.

I have read and agree to the Falls Creek Code of Conduct and Dress Code and will abide by them.

Signature: _____ **Date:** _____

Must be 18 years old or older to sign this form. Every adult attending Falls Creek must complete this Release Form and turn it in on the first day of camp during registration.

These forms are available at www.skopos.org/fc-print

Church:

Falls Creek 2011 Student Release and Waiver of Claims Form

Student Name: _____

Host Church: _____ Cabin: _____

Camper Name: _____ Age: _____ Grade this fall: _____

Address: _____ Phone: (____) _____

City: _____ State: _____ Zip: _____

Student E-mail: _____ School Attending This Fall: _____

In Emergency Notify: _____ Relationship: _____

Home Phone: (____) _____ Cell or Work Phone: (____) _____

Secondary Emergency Contact: _____ Phone: (____) _____

1. Does camper have any known allergies or is camper unable to take any medication? **Yes No** (Please circle one.) If yes, what? _____
2. Does camper presently take any medications regularly? **Yes No** (Please circle one.)
If yes, what medications? _____ For what reason? _____
3. Please List any other medical condition(s) that would be helpful to know: _____
5. The above named child has current medical insurance coverage through: _____
Insurance Company: _____ Name on Insurance Policy: _____
Insurance Company Phone Number: _____ Policy Number: _____
Mailing Address for Medical Claims (see back of insurance card): _____
City: _____ State: _____ Zip: _____
6. Does your insurance company require notification prior to emergency health care at a hospital?
If yes, Phone Number: (____) _____
7. Will a parent of the Camper attend Falls Creek during the same period of time as the Camper? **Yes No** (Please circle one.)
If yes, name of parent: _____

I understand that it is the responsibility of my child's Host Church to obtain insurance permission for treatment or to limit my child's recreational activities because of a stated medical condition.

My child, _____ will be attending Falls Creek during the summer session, 2011. Falls Creek Baptist Conference Center is managed and operated by the Baptist General Convention of Oklahoma ("BGCO"). In the event that my child should need emergency medical care or attention, the Host Church leadership, the BGCO or any of their agents or employees is hereby authorized to consent to the provision of such emergency medical care, including without limitation, medical, dental, surgical care or hospitalization, to my child as is recommended or suggested by a physician, nurse, surgeon or other health care professional.

- If such emergency care is provided to my child, I understand that my child's health insurance information will be given to the health care professional and that any expenses not covered by my child's insurance shall be my responsibility. I understand that the Host Church or the BGCO will not be obligated to pay either the health care professional or me for any medical expenses incurred on behalf of my child. There are instances when third party contractors are used to operate and supervise various events and activities. In those instances where third party contractors are used, I agree that neither the Host Church nor the BGCO is responsible for the action of these third party contractors. I further agree that neither the Host Church nor the BGCO is liable for the actions or activities of participants or sponsors participating in events or activities operated by third party contractors.
- I understand that the risk of injury from any recreational activity is significant, including, but not limited to, the potential for permanent paralysis and death. While particular rules, equipment, and personal discipline may reduce this risk, the risk of serious injury does exist. I knowingly and freely assume all risks, both known and unknown, even if arising from negligence, and assume full responsibility for my child's participation in or observation of such recreational activity.
- Furthermore, in consideration of my child being allowed to attend Falls Creek camp, I, on behalf of myself and my child, hereby waive, and I hereby agree to indemnify and hold harmless the Host Church, the BGCO, their agents or employees, against any and all causes of action, rights, claims or suits which I or my child may have against the Host Church, the BGCO, or their agents or employees as a result of injury to my child, including, but not limited to: (1) injuries arising from my child's participation in or observation of recreational activities at Falls Creek, and (2) injuries arising from the decision of the leadership of the Host Church, the BGCO, or any of their agents or employees to consent to the provision of emergency medical care to my child.
- I understand that my child's image may be included in a video or in photographs that may be made during camp. I understand that a promotional or highlight video may be available for sale during and after camp. I consent that my child's image may appear on videos, promotional resources, camp endorsed web sites, etc.
- I give authority and permission to the Host Church, the BGCO, and any of their staff or agents to inspect my child's belongings while at Falls Creek.
- I understand that Falls Creek is a place where many students seek counsel and advice from adult leaders, staff, counselors and others. I hereby consent to my child receiving spiritual and emotional counsel during their week of camp.
- I have received and read the Parent Information about Falls Creek including the list of the recreational options and the daily schedule, and I have received satisfactory answers to all my questions about such information. I have read the Falls Creek Code of Conduct and dress code, and I have reviewed the code of conduct and dress code with my child.

Student Signature: _____ Date: _____

I have read and agree to the Falls Creek Code of Conduct and Dress Code and will abide by them.

Parent Signature: _____ Relationship to child: _____ Date: _____

My child agrees to the Falls Creek Code of Conduct and Dress Code and will abide by them. All students attending Falls Creek must have a parent or guardian complete and sign this release form. This form must be turned in to the Falls Creek staff during registration on the first day of camp.

Optional OBU Information Form - The following portion of this document is to be removed from the above by Falls Creek and used by OBU to verify the student's eligibility for the camp scholarship of \$1,000 (once they are in grades 9-12). It will also be used for prize drawings at the end of the week. It is not a required part of this form.

Student's First Name		Student's Last Name		MALE	FEMALE	Grade
Mailing Address		City		Date of Birth (mm/dd/yy)		
Phone Number (including area code)		Student's Email Address		State	Zip code	

Church: _____

Parent Information about Falls Creek 2011

What is Falls Creek?

Falls Creek is the largest Christian camp in the world. Nestled in the Arbuckle Mountains in southern Oklahoma, Falls Creek has been in operation since 1917. It is a distinctively Christian camp, upholding high moral standards and challenging students to follow Christ every day.

Falls Creek is unique in that it is a place where over 100 churches come each week to hold their own camp week. Each church secures its own cabin, provides its own sponsors and meals, enforces the dress code and camp code of conduct and teaches its in-cabin devotions. This year's camp theme is "Consumed." The entire week is designed to teach students about the sufficiency of Christ in their lives.

If you would like to look in or listen to some of the camp services, you may go to www.skopos.org/fc-archives for audio of the services from past summers. We also provide a live stream of the Evening Tabernacle Experience during the summer on weeknights from 7:30 p.m. – 8:45 p.m., available at www.skopos.org/fc-live. You may also see copies of the provided camp Bible studies at www.skopos.org/fc-print.

How to Pray this Week

Your students need to know that you and your church are praying for them as they spend the week at camp. We encourage you to pray each day specifically for your child and at least one other student on the trip. You may want to meet once during the week as parents to pray specifically for the group. Please pray for the safety of the camp, camp leadership, sponsors, and for the specific daily events as they happen.

Recreation

Volleyball, softball, basketball, horse-shoes, high and low ropes course, challenge elements, skateboarding, hiking, running, kayaks, lake park, water slides, and swimming are scheduled for the week of camp. In addition to these camp wide recreation options, each church designs its own recreation plan for its cabin. If you would like more information about Falls Creek recreation, you can go to www.skopos.org/fc-rec or e-mail youth@bgco.org.

Insurance & First Aid

Accident and illness insurance is provided for all those attending Falls Creek Baptist Conference Center. Most injuries or illnesses that occur during the week of camp are covered by insurance. Accident and illness insurance benefits are limited and payable up to a certain amount.

The insurance coverage includes accidents and illnesses that occur during regularly scheduled activities on the grounds of Falls Creek. The insurance coverage also includes the time spent traveling directly between the conference center grounds and the camper's residence. Day trips or other activities off the conference center grounds are not covered.

To apply for accident and illness insurance benefits, a claim report must be completed and submitted to the insurance provider. The claim report form may be obtained at the First Aid Station at Falls Creek. For claims submitted to the accident and illness insurance company, the injured/ill person is responsible for making payment to the medical provider (hospital, ER, doctor, etc.). If coverage applies, the insurance company will issue reimbursement directly to the injured person, parent, or guardian, as the case may be, for approved claims.

A RELEASE FORM MUST BE COMPLETED FOR EACH CAMPER AND SIGNED BY A PARENT OR GUARDIAN. This information is helpful to the camp physician in ministering to an injured or ill person. Most minor injuries or illnesses are taken care of in the church cabin. However, if medical attention should be required, the sponsor (or an adult appointed by the sponsor) should come with the patient to the First Aid Station. If the illness or accident should be of a serious nature, patients may be sent to a hospital or doctor in a nearby town.

Other Camp Info

Falls Creek Code of Conduct

The code of conduct for Falls Creek is intended to assist the many diverse churches and students at camp to have a safe and enjoyable camp experience, while growing in their faith. Falls Creek is designed to help students and adults know and follow God, so the code of conduct prioritizes issues related to a student's faith development in Jesus.

Falls Creek youth weeks are planned for youth (those who have completed 6th through 12th grade).

After 10:15 p.m., all students should be inside their cabin and should not be outside their cabin without a sponsor until after 6:30 a.m. Groups are allowed to meet around the perimeter of their cabin during late night devotional times, but a sponsor should be with the group at all times and extra care should be taken so other groups are not disturbed. Groups/individuals need to be inside their cabin by 11:45 p.m. If a particular group needs to meet outside their cabin after 11:45 p.m. for spiritual counsel, a sponsor must be present and the group must move inside the cabin as soon as possible.

No bands or instrumental groups are allowed to perform outside their cabin walls, except for groups that are an official part of the weekly programming for the whole camp. Headset listening devices and sound systems may be used only inside cabins. Excessive volume from a cabin is not permitted since it can disturb other cabins. No product sales are allowed at Falls Creek unless they have secured a contract through the Falls Creek Office. Students are required to attend both the Morning Tabernacle Experience and the Evening Tabernacle Experience each day.

Sponsors from each church are responsible for enforcing the code of conduct and camp dress code for their students and adults and for handling discipline issues. At all experiences, church groups must sit together. If the group is too large to find a single location for everyone, the group should divide into smaller groups with adult sponsors in each group. Students will not be permitted to leave the grounds unless accompanied by a sponsor.

Believing that modesty extends beyond the dress code, Falls Creek asks that students refrain from PDA (Public Displays of Affection). Church sponsors should be diligent to communicate this guideline to their students.

It is strongly suggested that churches limit or prohibit their students' use and possession of cell phones and two-way radios. These items can quickly become a distraction to the goals of the week of camp.

Use or possession of illegal drugs, alcohol, or tobacco of any type is not permitted on the grounds during any week of camp. The possession of offensive weapons of any sort is prohibited at Falls Creek. Falls Creek Baptist Conference Center reserves the right to perform a random drug and weapon search at any time and confiscate items that distract from the camp goals or that violate the code of conduct of the camp.

Pets/animals (other than service dogs), fireworks, rock throwing, water fighting, laser pointers and shaving cream fights are prohibited on the grounds. Masks or any other disguise over the face cannot be worn by anyone outside of their cabin. For the safety of all guests, skates, rollerblades and skateboards are permitted only in the SwiftSkate area and only at designated times. All cycles (uni-, bi-, or tri-) are prohibited on the grounds. Violation of this policy could result in confiscation of equipment. No wading or swimming is allowed in the creeks or lake unless there is a Falls Creek lifeguard present. No swimming/wading pools are allowed at cabins.

All guests are required to show proof of registration or ID to enter or re-enter the conference center grounds. Day guests should leave grounds by midnight. Courtesy Crew will be on duty 24-hours per day. Courtesy Crew, when called upon, will assist the adult leadership of any cabin in dealing with discipline problems that may arise. Courtesy Crew is authorized to enforce the code of conduct and policies of the conference center.

Unnecessary and careless traffic is prohibited on Falls Creek grounds. Only conference center operated golf carts, utility carts, or low speed vehicles (LSVs) are permitted. Delivery trucks are not permitted during summer camp weeks except to supply conference center-owned concessions. Motorcycles may only drive to and from the gate to their cabin or meeting place. Recreation vehicles for living or sleeping purposes are permitted only in designated areas and must register in advance with the Falls Creek Office. All passengers must be seated in the vehicle according to its designated capacity—no passengers are allowed in pickup beds or in the back of vehicles with hatch doors raised.

Falls Creek is a Christian environment that promotes personal encouragement and spiritual development of every camper. Falls Creek does not condone or encourage any activity on grounds that humiliate any camper, including initiation, hazing, and pranks.

Dress Code

The intent of the Falls Creek dress code is to provide an equitable dress code for all campers that will encourage modesty above legalism. Parents and church leaders are urged to see that only clothing which meets the policies and regulations of the conference center is brought to Falls Creek. Please do not allow clothing you sense would be questionable for a Christian camp setting.

Since Falls Creek is a Christian camp with a distinctly Christian atmosphere, the New Testament principle of modesty should always be the standard for dress at Falls Creek. It is the responsibility of the sponsors from each church to model the standard of modesty and enforce the camp dress code.

While on Falls Creek grounds, campers may not wear apparel that exposes the midriff, is extremely tight fitting, or has writing on the back of pants or shorts. Apparel may not display or promote tobacco, alcohol, controlled substances, or inappropriate language or pictures. All shorts and dresses should be modest length. At Falls Creek, modest shorts are generally defined as shorts that have at least a five inch inseam or longer and dresses and skirts should be four inches from the top of the knee or longer. Slits in dresses and skirts should also be modest in length. Shirts/tops must have at least three inches across the shoulder. Shoes and shirts must be worn at all times outside cabins, except while swimming.

24 FALLS CREEK 2011

Modest swimming suits are appropriate while swimming. A dark t-shirt must be worn over two-piece swimming suits. Males should not wear tight fitting swimming suits. While going to and from the swimming areas, all campers must wear shoes; males must wear a t-shirt and females must wear a long covering over their swimming suits.

Daily Schedule

Monday

5:45 p.m. Dinner
7:30 p.m. Evening Tabernacle Experience
10:15 p.m. Cabin Wrap-Up/Evening Cabin Devotional
11:45 p.m. Inside Cabins

Tuesday – Friday

8:45 a.m. Breakfast
9:30 a.m. MS Morning Tabernacle Experience
10:05 a.m. HS Morning Tabernacle Experience
11:30 a.m. In-Cabin Bible Study
12:30 p.m. Lunch
1:30 p.m. Recreation & Free Time
5:45 p.m. Dinner
7:30 p.m. Evening Tabernacle Experience
10:15 p.m. Cabin Wrap-Up/Evening Cabin Devotional
11:45 p.m. Inside Cabins

Spending Money

Extra spending money is suggested for each student who attends Falls Creek. Pop, ice cream and other refreshments will be sold between sessions and in the evening throughout the week. T-shirts, books, trading pins and many gift items are available at the Falls Creek Gift Shop. All of these are optional expenses.

Mail & Phone Calls

Incoming mail is sorted by the cabin name and can be picked up by a sponsor each day at the Falls Creek Post Office.

Mail sent to campers should be addressed:

Camper Name

Church Name/Cabin Name

Falls Creek Baptist Conference Center

6714 HWY 77D

Davis, OK 73030-8002

Please do not send large packages since the Falls Creek Office cannot sign for them. All packages containing medications should be addressed to the First Aid Station and a nurse will deliver the medication to the student.

Falls Creek Office Phone Numbers

(580) 369-2101 or (405) 942-3000 ext. 3221

Please use these numbers for emergency only.

Visiting Falls Creek

If you drive in for a day at Falls Creek, there will be a \$7.00 charge per person before 5:00 p.m. and \$3.00 charge per person after 5:00 p.m. Each driver will also be required to present a valid driver's license for entry into camp.

Falls Creek Baptist Conference Center
Owned & Operated by the
Baptist General Convention of Oklahoma
3800 North May Avenue, Oklahoma City, OK 73112
Falls Creek Program web site, www.skopos.orgfallscreek

Volleyball / Softball Registration Form

Church: _____ Cabin: _____

Lead Sponsor: _____

Before coming to registration on Monday, the lead sponsor should fill out this form with the names of students/sponsors who will be participating in the volleyball tournaments and softball. Please make copies of this form if you need additional space. All entries should be turned in at registration on Monday. Individuals may participate only if they have been or intend to be in residence at Falls Creek three of the four playing days. Players must be on the team all week and you cannot add players to a team after Tuesday.

The Lead Sponsor from each church should make a copy of this form, before it is turned in at Monday registration, to post inside the cabin during their camp week.

Blue, Pink, & Green Divisions: Youth Team Volleyball

A team may consist of 4-9 players.

Blue Division Team One:

(all youth guys, no sponsors)

1. _____
2. _____
3. _____
4. _____
5. _____
6. _____
7. _____
8. _____
9. _____

Blue Division Team Two:

(only if you have at least 60 students with your group)

1. _____
2. _____
3. _____
4. _____
5. _____
6. _____
7. _____
8. _____
9. _____

If you have over 110 students, make an additional copy of this form for a third team. If bracket space allows, my church would like to enter _____ (enter #) more teams in the Blue Division.

Pink Division Team One:

(all youth girls, no sponsors)

1. _____
2. _____
3. _____
4. _____
5. _____
6. _____
7. _____
8. _____
9. _____

Pink Division Team Two:

(only if you have at least 60 students with your group)

1. _____
2. _____
3. _____
4. _____
5. _____
6. _____
7. _____
8. _____
9. _____

If you have over 110 students, make an additional copy of this form for a third team.

If bracket space allows, my church would like to enter _____ (enter #) more teams in the Pink Division.

Green Division Team One:

A team may consist of 4-9 middle school players who just completed the 6th through 8th grade, no sponsors.

1. _____
2. _____
3. _____
4. _____
5. _____
6. _____
7. _____
8. _____
9. _____


Green Division Team Two:

(only if you have at least 60 students with your group)

1. _____
2. _____
3. _____
4. _____
5. _____
6. _____
7. _____
8. _____
9. _____

If you have over 110 students, make an additional copy of this form for a third team.

If bracket space allows, my church would like to enter _____ (enter #) more teams in the Green Division.



Orange Division Sponsor Volleyball:

A team may consist of 4-9 sponsors any mixture of male or female with up to two students. A sponsor is defined as a person who has graduated from high school by one year or more.

1. _____
2. _____
3. _____
4. _____
5. _____
6. _____
7. _____
8. _____
9. _____

If bracket space allows, my church would like to enter _____ (enter #) more teams in the Orange Division.

Red Division Four-on-Four Open Volleyball Team One:

Players can be male, female, student, or sponsor from the same church.

1. _____
2. _____
3. _____
4. _____
5. _____

Red Division Four-on-Four Open Volleyball Team Two:

1. _____
2. _____
3. _____
4. _____
5. _____

If bracket space allows, my church would like to enter _____ (enter #) more teams in the Red Division.

Softball:

Churches that enter a softball team in recreation will play two days of their camp week. Please select which days your team will play. Mark only one.

Tuesday/Thursday _____ Wednesday/Friday _____

If bracket space allows, my church would like to enter _____ (enter #) more teams in the Softball bracket.

Falls Creek Student Profile

Help us get to know you better by filling out this Student Profile. When you are finished, give this profile to the sponsors from your church attending Falls Creek, so they can know how to pray for you at camp.

Name: _____ Grade This Fall: _____ Age: _____

Address: _____ City: _____ State: _____ Zip: _____

Phone Number: _____ Cell Phone Number: _____

E-mail Address: _____

What activities are you involved in at school? _____

Tell us briefly about your family: _____

What is your favorite snack? _____

What is your favorite movie? _____

What is your favorite sport? _____

Does your family usually attend church? _____ Yes _____ No

If yes, where? _____

Have you accepted Jesus Christ as your personal Lord and Savior? _____ Yes _____ No _____ Unsure

If you are a Christian, when did you accept Christ? _____

Were you baptized after you accepted Christ? _____ Yes _____ No

If yes, where? _____

Which of these have you done in the past week: (Check each one that applies.)

_____ Read the Bible _____ Prayed five minutes a day _____ Memorized a verse of the Bible

Have you ever attended Falls Creek? _____ Yes _____ No

Why do you want to go to Falls Creek? _____

When the adults from our church pray for you, what would you like them to pray for during the week you are at Falls Creek?

Falls Creek In-Cabin Spiritual Decision Card

Date: _____

Name: _____

Address: _____ City: _____ State: _____ Zip: _____

Home Phone: _____

Cell Phone: _____

E-mail: _____

Church Home: _____

Decision:

- I have received Christ as my Savior and Lord.
- I want to be baptized.
- I am renewing my commitment to Christ by turning away from some past bad decisions and sin.
- I sense that God is calling me to Christian ministry.
- I want someone to pray for me about _____

Talked with _____ about my spiritual decision.

Falls Creek In-Cabin Spiritual Decision Card

Date: _____

Name: _____

Address: _____ City: _____ State: _____ Zip: _____

Home Phone: _____

Cell Phone: _____

E-mail: _____

Church Home: _____

Decision:

- I have received Christ as my Savior and Lord.
- I want to be baptized.
- I am renewing my commitment to Christ by turning away from some past bad decisions and sin.
- I sense that God is calling me to Christian ministry.
- I want someone to pray for me about _____

Talked with _____ about my spiritual decision.

2.1 AROUND GROUNDS

ADULT LEADERSHIP INVESTMENT

On Tuesday and Wednesday evening, during the Evening Tabernacle Experience, the BGCOS Student Ministry staff will offer training and encouragement for church staff and adult volunteers that work with students. The training time takes place from 7:30 p.m. until the start of the invitation (to allow leaders to help with the invitation). This year's training topic is:

Please Friend Me: The good and bad of electronic relationships. We will look at everything from Facebook, to sexting, to cyber-bullying.

Training is offered Tuesday and Wednesday nights so that half of your adult volunteers can stay in the service with your students while the other leaders participate in the leader training. The leader investment time will be for adult leaders that are involved in the student ministry year round, but other sponsors are welcome if they would like to attend.

BANNER CONTEST

Each week, two banners that depict the camp theme "Consumed" will be selected and announced before the Tuesday Evening Tabernacle Experience. The size of the banner should be approximately 4' x 8' and designed and produced by the youth group. Sign up for the banner contest will be at the OBU table during registration on Monday. All contestants must hang their banner outside the front of their cabin by 9:00 a.m. on Tuesday to be viewed for judging. Winning banners will stay displayed in front of cabins.

BAPTISM AT FALLS CREEK

The BGCOS Board of Directors has approved baptism at Falls Creek when the local church has authorized the baptism. Prior notification must be given to the Falls Creek Office so a Falls Creek staff member can be present (for safety reasons) and authorization from the local church can be documented.

BUS SCHEDULE

Buses operate continuously Tuesday through Friday from 12:50 p.m. - 5:45 p.m. Buses pick up and drop off every 5-7 minutes in front of cabin 601, cabin 500, Nunny Bridge, Main Gate, Price's Falls, Riverfront Recreation Field, and the Diamond course. Only those with a registered camper wristband may ride the bus. The buses are free and a lot better than walking.

CABIN CHECK-IN & MAINTENANCE

All cabins on grounds at Falls Creek are owned and maintained by individual churches or associations. Each cabin owner and renting church agrees upon repair and check-in and check-out requirements. Cabin owners should be notified if you are arriving early for set up. Please reference your contract for check-in and check-out procedures.

Group leaders may contact the Falls Creek Office for cabin maintenance needs during the week. Each cabin owner and renter will be responsible for making their own arrangements for any service and repair needs. The following listing is provided for your convenience, but should not be considered an exhaustive listing or an endorsement by the Baptist General Convention of Oklahoma. Most cabin owners require they be contacted before any repairs are done to cabins.

Advance Appliance Repair (AR)
Ardmore, OK
(580) 226-5508

Allied Services (AC/R/P)
Ardmore, OK
(580) 223-5434

Current Electric (E)
Thomas Andrews
Stratford, OK
(580) 759-5467 or (580) 320-7488

Giltner & Haigood Heat & Air (AC/R)
Austin Giltner or Bobby Haigood
Wynnewood, OK
(405) 207-4739 or (405) 238-4073

Pan American Electric (E)
Mark or Terry Deen
Davis, OK
(580) 369-3336

Pitmon Oil & Gas (BG)
Davis, OK
(580) 369-3135

Powell Electric & Plumbing (E/P)
John Powell
Davis, OK
(580) 369-2080

Royal Flush Plumbers (P)
Rob Doss
Davis, OK
(580) 369-8265

Sooner Home Furnishings (AR)
Pauls Valley, OK
(405) 238-3334

Thomas Plumbing Service (P)
Eddie Thomas
Davis, OK
(580) 247-0951

Thomas Heat & Air (AC/R)
John Thomas
Roff, OK
(580) 456-7100 or (866) 877-7100
(toll free)

CODES:

AC - Air Conditioning
AR - Appliance Repair
BG - Butane Gas
E - Electrical
P - Plumbing
R - Refrigeration

CONTACT INFORMATION

Mail addressed to campers should use the following form:

Name of Camper

Church Name/Cabin Name

Falls Creek Baptist Conference Center

6714 HWY 77D

Davis, OK 73030-8002

Mail is sorted by cabin name. One person should be designated to pick up the church mail every day at the Falls Creek Post Office. Any medication should be sent to the First Aid Station, and a note will be sent to the student to pick up their medication. Please do not send packages to Falls Creek, since the office cannot sign for packages sent to individuals or churches.

FALLS CREEK PHONE NUMBERS

Office: (580) 369-2101 or (405) 942-3000 ext. 3221

COOK-OFF

For the summer of 2011, the competition continues for the cooks in the Falls Creek Cook-Off. Adult sponsors will be allowed to enter items in any or all of the five categories: beef/pork dish, chicken/fish dish, side dish, dessert dish and late night snack. To participate in the cook-off, food items entered into the Cook-Off must be "homemade" and served in your cabin during your week of camp to all students. Cook-off entries must be delivered in disposable containers to the cafeteria since no dishware will be returned.

Dishes may be delivered to the cafeteria after 4:30 p.m. and no later than 5:00 p.m. on Thursday. Either the cook who prepared the dish or a representative must fill out an entry card at the cafeteria when dropping off the entry. Dishes will be judged at 5:00 p.m. Thursday evening. Winning dishes will be announced Friday night before the Evening Tabernacle Experience. Cooks do not have to be present during the judging. Please provide a written copy of the recipe to be shared with other groups in the future. Past recipes can be found online at www.skopos.org/fc-cooks.

CRISIS INTERVENTION COUNSELING (LPC)

During the week, a crisis intervention counselor will be on grounds to assist church leaders and individual students with immediate counseling needs. All appointments must be made by a sponsor at the First Aid Station. There is no charge for the intervention counseling services and their referral. For more information, stop by the First Aid Station.

EMERGENCY PROCEDURES

Emergency Siren

Emergency sirens will never be a drill. At the sound of one continuous siren, please move immediately into the nearest cabin or building, get in the innermost room on the bottom floor, and wait until the "all-clear" signal is sounded. The "all-clear" signal will be when the siren repeatedly goes on, then off.

Camp Evacuation Process

All participants of Falls Creek need to be conscious of any type of open flame while on Falls Creek grounds. In the event of a fire, the need to evacuate Falls Creek or parts of Falls Creek may become necessary. Falls Creek staffers will assist campers in locating the appropriate evacuation routes and guide them to designated areas.

The primary evacuation routes will be through the North Gate and Main Gate, using the low road through Price's Falls and walking north to the softball fields. Depending on the circumstances, this is subject to change, and Falls Creek staff will provide guidance for campers during the process.

Reporting Emergencies

If you have an emergency to report or need help, contact security at the Falls Creek Office: (580) 369-2101 or (405) 942-3000 ext. 3221.

FIRST AID

For the health and safety of campers, the First Aid Station has suggested that each church bring First Aid Kit for minor accidents or illnesses. Sponsors are encouraged to bring their campers to the First Aid Station for occurrences that cannot be properly cared for in the cabin.

Suggested First Aid Kit Items:

- Assorted bandages
- Antiseptic
- Aloe Vera or Benzocaine
- Adhesive tape
- Triple antibiotic ointment
- Sterile gauze squares, assorted sizes
- Benadryl or Cortaid cream
- Roller gauze - Kling
- Scissors
- Stool softener/laxative
- Tweezers
- Mild pain reliever - Tylenol or Advil
- Fever thermometer
- Antacid - Mylanta or Maalox
- Insect repellent
- Kaopectate
- Skin cream or lotion
- Benadryl capsules, chewable tablets and/or liquid
- Ziplock bags for ice
- Ace bandages

When campers need medical attention at the First Aid Station, a church sponsor must accompany them. If illnesses or accidents are of a serious nature, patients may be sent to a hospital in a nearby town, but they should first report to the First Aid Station for a referral.

Please observe office hours ([page 3](#)) as much as possible. However, someone will be on 24-hour call for life-threatening emergencies. It is suggested that non-emergency incidents or illnesses that occur after 10:15 p.m. receive medical attention in Sulphur at Arbuckle Memorial Hospital/(580) 622-2161 or Ardmore at Mercy Memorial Health Center/(580) 220-6870.

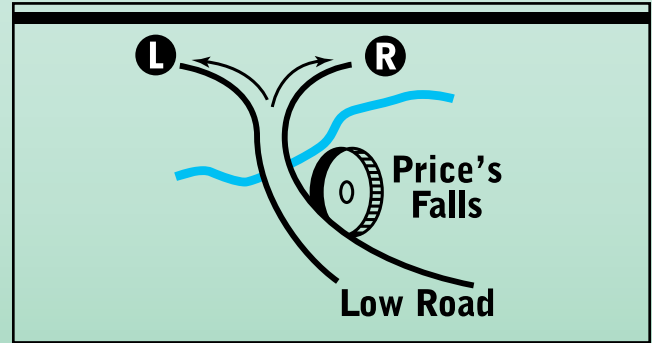
A release form must be completed for each student by a parent or guardian. All sponsors and cooks must also complete and submit a completed release form. All release forms will be filed in the First Aid Station immediately following registration on Monday. **Please make sure that a second copy (or multiple extra copies) of release forms are made to keep during the week of camp in case of a hospital visit or if you have problems traveling home on Saturday.** Your original release forms will not be returned to you after you turn them in on Monday.

GATE SYSTEM

In 2011, we recommend all churches use the low road access and the Price's Falls Gate (formerly Main Gate). Upon exiting Price's Falls into camp, use the chart below to determine whether you should turn left or right to access your cabin.

Turn Left	Cabin #
	100's
	200's
	300's
	400's
	700, 701, 710, 711, 712, 713, 714, 715, 717

Turn Right to Main Gate: (formerly North gate)	Cabin #
	500's
	600's
	Remainder of the 700's



You will not register at the gate on Monday. Church groups should not arrive before 8:00 a.m. on Monday. All groups or individuals arriving after Monday at 4:30 p.m. will need to check in at the office for registration assistance. You may also take part in late night registration after the service on Monday evening if arriving later than 4:30 p.m.

During the week, the Main Gate will be accessible 24 hours a day; however, entry process will not begin until 8:00 a.m. on Monday and 6:00 a.m. Tuesday through Friday. All day guests who are leaving after the evening devotional should exit camp through the Main Gate by midnight to honor the inside cabin curfew at 11:45 p.m.

During registration on Monday of your camp week, you will be provided car tags for every vehicle on grounds with your church. The car tag will have a gate code listed for entering the Main Gate after hours. This code should only be used for vehicles with your church.

GROCERY & BULK FOOD ITEMS

There is no grocery store on grounds at Falls Creek Conference Center. Grocery stores located near camp in Davis, Sulphur, or Ardmore include:

Sooner Foods: 705 E Main St, Davis, OK 73030 (580) 369-2334

Wal-Mart Super Center: 2705 West Broadway, Sulphur, OK 73086 (580) 622-6146

Wal-Mart Super Center: 1715 No. Commerce St, Ardmore, OK 73401 (580) 226-1257

If a group would like to order food in bulk for camp, the group leader can contact any of the food services below and they will deliver on Monday of your camp week to Price's Falls.

Food Service Suppliers

Ben E. Keith: (405) 201-1522

Sysco: (580) 221-1900

U.S. Foods: (580) 812-1442

Cable Meat Company: (800) 522-1602

INSURANCE

Accident and illness insurance is provided for all those attending Falls Creek Baptist Conference Center. Most injuries or illnesses that occur during the week of camp are covered by insurance. Accident and illness insurance benefits are limited and payable up to a certain amount.

The insurance coverage includes accidents and illnesses that occur during regularly scheduled activities on the grounds of Falls Creek. The insurance coverage also includes the time spent traveling directly between the conference center grounds and the camper's residence. Trips to Turner Falls or other activities off the conference center grounds are not covered. For claims submitted to the accident and illness insurance company, the injured/ill person is responsible for making payment to the medical provider (hospital, ER, doctor, etc.). If coverage applies, the insurance company will issue reimbursement directly to the injured person, parent, or guardian, as the case may be, for approved claims.

To apply for accident and illness insurance benefits, a claim report must be completed and submitted to the insurance provider. The claim report form may be obtained at the First Aid Station at Falls Creek.

INVITATION IN THE EVENING TABERNACLE EXPERIENCE

Every summer Falls Creek provides the opportunity for students to share their faith by training spiritually mature upperclassmen students to do the first step of the counseling process at the close of the Evening Tabernacle Experience. Each church should pray through and select students from their church that are 16-20 years old, committed to Christ and have shown leadership in the youth ministry. The lead sponsor will recommend those qualified in the online registration process. This is a great way to equip students who are ready to help their peers know Christ.

Three different teams of individuals will be needed for the decision process:

- (1) The first team is the **Decision Team**. This team will be 16-20 year old students who will do the peer spiritual counseling. Their main task will be to sit down with one of their peers, walk them through the simple counseling material, and pray with the person making the decision.
- (2) The second team is the **Encourager Team**. This team will be adult lay and staff church leaders who will talk briefly with every student who made a decision, after they have prayed with the student from the Decision Team. The Encourager Team checks the decision card information and gives the student making the decision follow-up materials to help them in their new or renewed journey with Christ.
- (3) The third team is the **Advisor Team**. This team will be pastors and youth pastors who will walk among the Decision Team while the counseling is taking place to be available when a student needs assistance.

Everyone helping with the invitation (Decision Team, Encourager Team, and Advisor Team) should view the Invitation Training video segment on the 2011 camp DVD and participate in a training session on Monday or Tuesday at 6:45 p.m. in Massey Chapel. Exterior doors to the chapel will open at 6:30 p.m. on Monday and Tuesday for students and adult sponsors to enter for the Invitation Training.

All invitation team members must be an active member of a Southern Baptist church and be available each evening to meet briefly with students after the Evening Tabernacle Experience. Students who participate in the Decision Team must be recommended from their church leadership as a part of the online registration process.

Follow Up

It is imperative that each church has a plan to follow up on the students who make decisions during their week at Falls Creek. Any student that accepts Christ during a week at camp should have a mentor assigned to them to help them work through the Pursuit CD follow-up material. **Before leaving camp on Saturday, someone should speak individually with each student that accepted Christ about baptism and being a part of the church.**

The most important aspect of camp is following up on the decisions that were made at camp. A 14 year-old student may understand enough to accept Christ or restore their commitment to Christ, but often they do not know how to follow Christ daily. It is the task of the local church staff and lay leadership to help the students after Falls Creek continue in their journey with God. Additional ideas about preparing for home can be found in the ideas section of this book on **page 14**.

If a student accepts Christ during a cabin time, they can pick up The Pursuit, a follow-up CD, from any of the Mission sites or the Falls Creek Office. If a student in your cabin senses a call to ministry, they may also stop by any of the mission sites or the office to pick up a follow-up CD called The Discovery.

LIVE STREAM & FALLS CREEK WORSHIP ARCHIVES

You can experience Falls Creek evening services each week online by visiting the service live stream at www.skopos.org/fclive. You can also download service archives and podcasts at www.skopos.org/fc-media.

MISSION STRATEGY

Missions at Falls Creek

The Falls Creek missions experience is designed to help students understand their role in reaching their school, impacting their community locally, and joining the global task of telling the nations about Christ. At these sites students can explore numerous opportunities of service, and learn how they can share their faith at school, pray for the nations, and experience hands on missions mobilization activities.

The Mission Village will be open afternoons, Tuesday through Friday. The Wynn Center for World Missions will be open in the afternoons Tuesday thru Friday and after each evening experience. The Missions Mobile (Classic VW Van) will also be around camp in the afternoons encouraging students to think differently about their world. All of our missions venues provide information about mission trips and endeavors around the world, including GO Students, evangelism ideas, ways to engage in sharing your story of life in Christ, and praying for the nations.

Also, keep your eyes peeled for our expanded missions village displays, a whole new experience in the mission center, another cool late night missions experience, and new and exciting ways to engage with the mission mobile at Mobilstan: Where Cultures Collide!

GO Students

G.O. Students stands for Global Oklahoma Students. For the past six summers at Falls Creek, students have been challenged to apply to go overseas with other Oklahoma students through GO Students. This year, students will be serving in the UK and in East Asia. In 2012, our initiative will take students to Toronto, East Asia, and Washington D.C. You can find information about GO Students and other mission opportunities for 2012 at any of our mission locations. You can also visit www.skopos.org/fc-missions for more information.

GO Students is a partnership with the BGCO and iGo Global. Other trips are available through International World Changers and the International Mission Board (IMB) as well as the North American Mission Board (NAMB).

Missionary Staff

Falls Creek will host three missionaries for the summer of 2011. Missionaries will be available at the Mission sites and they will lead individual cabin devotionals when they are requested. You can schedule a cabin devotional time with one of our missionaries or summer staff during registration on Monday or at one of the six pre-camp regional preparation meetings.

Pastor & Youth Minister Mission Meeting

Thursday night after the evening service we would like to invite all pastors and youth pastors to a brief informational meeting about group mission opportunities in East Asia through International World Changers. We will meet in the registration room in the tabernacle from 9:00-9:30 p.m. Refreshments will be served, so come join us for a snack and some targeted mission information!

MORNING IN-CABIN BIBLE STUDY

Falls Creek 2011 curriculum is aimed at helping students see God's sufficiency for all of life. The leader's material for the in-cabin Bible study is available in this book and online at www.skopos.org/fc-print. The camp DVD has teaching videos for Tuesday through Friday mornings designed for the in-cabin Bible study time. The in-cabin Bible study resource will reinforce what is taught in the morning experiences. Any church can personalize or change the direction of the morning in-cabin Bible study to best meet the needs of their group.

All churches will need to have an in-cabin Bible study in their cabins from 11:30am to 12:30pm. Each church needs to either prepare to teach their morning in-cabin Bible study live, or, if using the video resource, bring it's own TV and DVD player or other audio visual set up.

OBU

Oklahoma Baptist University is pleased to provide a team of current OBU students at Falls Creek each week throughout the summer. You or your students can obtain information on OBU and potential scholarships as well as registering for giveaways by visiting the OBU staff at the Riverfront Recreation Field anytime during the week and/or by completing the Optional OBU Information Form at the bottom of the Student Release Form. The OBU staff is also available to visit your cabin and/or lead devotionals. You can register for an OBU staffer to lead one of your cabin devotionals at any of the regional preparation meetings or by contacting Odus Compton by e-mail odus.compton@okbu.edu. You can visit OBU's website online at www.okbu.edu.

"OBU Tailgate Party at the Amp"

OBU is cooking up something special in the amphitheater after the Tuesday Evening Tabernacle Experiences. Don't miss out!

ONE HOUR OF SOLITUDE

Among the opportunities for students to go deeper in their walk with God is the One Hour of Solitude. The challenge is to find one additional hour during the week to be alone with God. The One Hour of Solitude guide will be included in the student book given to each person on Monday and online at www.skopos.org/fc-print.

PARKING

There are three large parking lots (one at the North Gate and two on the south end of the camp) and limited parking around the cabins. Please limit the vehicles parked around your cabin to keep the streets clear. If your group is bringing a bus for the week, please be prepared to park at the bus parking lots near the Riverfront Recreation Field or at the high road bus parking area. Vans should be parked in the parking lots on grounds. All vehicles on grounds overnight must have a parking tag on their rear view mirror. Parking tags will be distributed during registration on Monday. Handicapped parking for the tabernacle is available at the north lot of the tabernacle. Please use this handicapped lot only for the services, not overnight parking.

PASTORAL LEADERSHIP DIALOGUE

Pastors, join us at the West End on Tuesday morning at 11:30 a.m. to talk about leadership. The coffee (hopefully some creative ideas about how to lead your church) will be flowing freely (Facilitated by Brett Selby, BGCO Leadership Specialist)

PICTURES

Cabin Group Pictures

In order to preserve historic records and to publicize the activities of Falls Creek, we have made arrangements to have group pictures made of every group attending Falls Creek. The photographer will come to your cabin on Tuesday at the time you schedule during onsite registration Monday afternoon. Please be ready at this time. It does not cost anything to have your group picture taken. You will receive one picture free for your cabin when you place a paid order.

To assure better service, assign someone from your group to take orders and collect the money to hand the photographer when he comes to your cabin on Tuesday. Group cabin pictures will cost \$5.00 for a 5 x 7 or \$8.00 for an 8" x 10" color print. Finished pictures will be delivered to your cabin Friday afternoon. Anyone not satisfied with his or her picture may return it for a refund. **Make your checks payable to Tom Flora Photography. You may schedule a picture time at onsite registration on Monday afternoon. If there are conflicts in your schedule, you may make changes at Monday registration or at the Photo Hut (across from the Nunny Cha-Ha Bridge Bus Stop) on Tuesday from 11:30 a.m. to 4:00 p.m.** Additional questions for Tom Flora Photography can be directed to their studio at (405) 273-8631 or (800) 301-8740.

PIN TRADING CONTINUES IN 2011!

New, custom trading pins have been crafted for sale and trade this summer. Several of these pins will highlight our Missions Village and encourage students to pray for the nations. A display of all the available pins will be in the Falls Creek Gift Shop and at the Missions Village. Images of these pins will also be printed in the Student Book, a resource campers receive at camp. We would also encourage churches to consider producing trading pins for their students to use for trading with other groups who attend camp that same week. Information on how churches can develop and order their own pins can be found at www.skopos.org/fc-pintrading. Students will have the chance to win a "Fast Pass" pin for expedited service at the concessions stands! Tired of group T-shirts? Make a group pin and begin trading these camp collectibles!

RECREATION

All churches and individuals are invited to participate in Falls Creek recreation. Campers must wear a registration wristband to participate in any recreation. Day guest wristbands are not acceptable for recreation.

Most of the recreation options will take place at the Riverfront Recreation Field, including volleyball, basketball, softball, horseshoes and disc golf. Churches are responsible for providing water for their group recreation. Churches are also responsible for making sure their students have the appropriate clothing attire to participate in recreational activities. **Recreation staff will provide the adult sponsor accompanying the students at the rec field a debriefing guide to complete with their team after softball and volleyball games. Please remember the recreation debriefing time when you are coordinating schedules and planning for adult leadership.**

If your group plans to participate in volleyball or softball, the lead sponsor should fill out the Volleyball/Softball Registration Form (printed on [pages 25-26](#) of this book or online at www.skopos.org/fc-recform). Please make copies of the form if you need additional space. Your completed Volleyball/Softball Registration Form should be turned in at registration on Monday (keep a copy for your records) to select the game time slot for your teams for the week.

Basketball Three Point Shoot-Out Tournament

Can you drain the money ball? Find out if you reign supreme as the 3-pt King or Queen by participating in the Three Point Shoot-Out on Tuesday between 1:30-4:00 p.m. at the Riverfront Recreation Field's basketball court. All participants must bring their own rebounder. If participants do not have a rebounder, they must rebound after their shots. Participants will qualify on Tuesday for the finals on Wednesday by sinking as many shots as they can in 30 seconds. Participants will be placed into a tournament bracket for the final competition. Only the shooters on Tuesday have the opportunity to play in the finals bracket on Wednesday. Recognition will be held for guy's, girl's and sponsor's divisions. There is no need to sign up in advance.

Challenges/Ropes Course

The Falls Creek ropes course is one of the largest ropes courses in the nation, providing people an opportunity to climb, struggle, sweat, walk and swing from heights of six inches to over forty feet. The course operates Tuesday through Friday afternoon, weather permitting. The course usually takes about an hour to go through one of the twelve major element areas.

Eight group elements with a reserved time:

- 40' tall Diamond Challenge
- Low Ropes Challenges (3)
- Low Rescue Exercise
- Amphitheater Challenge
- 25' tall Net Leap
- Vertical Playpen

Group Challenges

The group challenges are designed to teach character, unity, and trust. Each of the group elements requires some advance training and a final debriefing after the group has finished the course. None of the challenges require any major athletic skill, just a willingness to learn and work together to accomplish a common goal. All group challenges are found opposite of the softball field except for two low ropes challenges which are behind the individual elements at Price's Falls.

During Monday registration, churches choosing to participate in a group challenge will select the day they would like their group to climb.

On their chosen morning, one sponsor for each group should go to the north counseling room in the tabernacle to

- Meet with the ropes course leadership
- Listen for their name to be called from a drawing
- Choose the element and time for their group to participate on the ropes course.

Please note: There are a limited number of spots available for groups and many, many people wanting to climb. There is no guarantee that your group will be selected for a reserved time on your chosen day, but all churches will be able to sign up for a day at Monday registration to enter the drawing. We appreciate your patience with the process and the limitations we face due to an increasing demand on our ropes course elements.

Students will be divided into groups of 6-18, with at least one adult in each group of students. Students with no adult supervision will not be allowed to participate in the group challenges. While some of your students participate in the event, others from the group can watch. Though several groups from your church may utilize the course, any single student may only participate in one of the group challenges per week. Exact participation numbers for each element and other details will be given to the lead sponsor during registration on Monday.

Four individual elements located at Price's Falls:

- 50' tall Alpine Tower (16 and over only)
- 40' wide Bouldering Wall (Temporarily Unavailable)
- 45' tall Giant Swing (height by choice)
- 35' tall Climbing Tower (six sided)

Individual Challenges

Individual "walk up" challenges provide individuals and small groups of students an opportunity to walk up and get in line for any of the four elements. These events are also very challenging, but do not require significant athletic skill.

Only one of the three individual challenges, the Alpine Tower, has an age limitation. You must be 16 years old or older to climb the 50' Alpine Tower. Every climber on the Alpine Tower must show their driver's license to verify their age.

No other identification will be accepted.

The Amphitheater Challenge will be a walk up element on Monday during registration from 2:00-5:00 p.m. and again on Monday from 9:00 to 10:00 p.m. At all other times, the Amphitheater Challenge will be a group event requiring advance sign up.

Disc Golf

Even if you have never played disc golf, you will enjoy the challenge. Individuals can sign up for the tournament at the Riverfront Rec Hut on Tuesday or Wednesday from 1:30-4:00 p.m. The tournament will begin on Thursday afternoon with the preliminaries beginning at 1:30 p.m. at the disc golf course. Players will be divided into groups of four. Scoring will be kept by the number of throws required to get the disc in the basket at each hole.

The course consists of eight holes, which constitutes a game. The 12 individual lowest scores will play a championship round on Friday at 1:30 p.m. Discs will be provided for practice and tournament play and can be checked out at the Riverfront Rec Hut. The course will be open for individual play Tuesday through Friday each day except during tournament play. The course is located under the trees at the Riverfront Recreation Field.

Fishing

Catch and release fishing is allowed in the creek, but not in the swimming areas. Campers will need to provide their own tackle. There is no limit on tackle, but please do not bring a fishing knife, boat, or waders. Also, noodling is not allowed at Falls Creek.

Giant Games **NEW!**

This year at Price's Falls, look for our new Giant Games! This year we will have Human Foosball, Giant Connect Four, Giant Checkers, and Jenga. These will be walk up elements on Tuesday through Friday afternoons during rec.

5K Run

On Friday at 7:45 a.m., anyone who wants to participate in the 5K Falls Creek Run can meet at the Nunny Bridge Bus Stop. Four division winners will be determined, top male student and sponsor and top female student and sponsor. No advance sign up is required.

Horseshoes

Singles and Doubles will be played in the pit area in the Riverfront Recreation Field. The Singles tournament will be played on Thursday and the Doubles tournament will be played on Friday. Players must sign up in advance for the tournament at the Riverfront Rec Hut on Tuesday or Wednesday from 1:30-4:00 p.m. All participants for that day's tournament should be present at the horseshoe pit, at their assigned time on Thursday or Friday. Students and sponsors, guys and girls compete for one overall winner in the singles tournament. Doubles can be student or sponsor, male or female. One pair will be the overall winner.

A game consists of 21 points. The horseshoe must be in the pitcher's box to score. A ringer scores five points, a leaner scores three points, and the closest scores one point. Horseshoes may be checked out at the Riverfront Rec Hut each day for individuals to play.

Ping Pong Showdown **NEW!**

Who will be crowned Falls Creek Ping Pong Champ? Will it be you? New to Falls Creek this year will be our camp-wide Ping Pong Showdown. It will be held on Thursday afternoon in the pavilion at the back of SwiftSkate Park. Host a tournament in your cabin on Monday through Wednesday and then submit your winner's name to the office by 7:00 p.m. on Wednesday night. Cabin winners will be placed into a bracket and will play on Thursday to crown a winner. Don't miss out on what will be a fun and exciting addition to Falls Creek!

Skate Park/SwiftSkate

SwiftSkate is a 9,000 square foot skate park designed with all steel ramps, rails, tables, stairs, quarter pipes, a mini-half pipe to spine, and a 30' fun box. The park will be open every Monday through Friday during afternoon free time. Skaters must bring their own board to camp and are encouraged to bring their own pads and helmets.

SwiftSkate is the only area on grounds where skateboarding is permitted and can only be used when staffers are supervising the elements. All skaters will be required to wear helmets and pads. Pads and helmets will be available for checkout by students not bringing their helmet and pads from home. All personal skateboards will be securely stored at the amphitheater after checking in on Monday and will be returned to skaters on Friday after skate time is over.

Times for beginner skaters will be 1:30-3:15 p.m. Tuesday-Friday. Advanced skaters will have from 3:15-5:00 p.m. Tuesday-Friday. On Monday, the park will open at 2:00 p.m. for students to come and check their boards in and skate until 5:00 p.m. Students must have their registration wristband on to skate.

SwiftSkate was made possible by a gift from Hugh and Nelda Swift of Duncan, OK as a ministry to the students of Falls Creek.



Softball

Churches interested in playing softball will sign up to play two games on two days of camp. Play will be available for Tuesday/Thursday or Wednesday/Friday. Your completed Volleyball/Softball Registration Form should be turned in at registration on Monday from 1:30 to 4:30 p.m.

Players

The entire softball team must be students, with the exception of the pitcher. The pitcher must be a sponsor from the church of the team batting and may not field or bat. The team can be any mixture of male or female students (does not have to be coed).

Games

Teams will be on their honor to call each play. Balls and strikes will not be counted; three pitches will be given to each student. If the ball is not put into play within three pitches, the player will be considered out. Softball games will be timed at 25 minutes. When the 25 minute call has been made, play cannot exceed past the end of the bottom inning. At the end of the Evening Tabernacle Experience each day, the game times will be posted at the Falls Creek Office. Tuesday game times will be available at the Tuesday morning Sponsor Update Meeting at 9:15 a.m. or in the Falls Creek Office.

Equipment

Each team is required to bring to each game, one ASA or a USSSA12 inch regulation slow pitch game ball. Teams playing softball will be required to use only the bats provided by Falls Creek.

Swimming/Lakefront Recreation

Girls' Times

Baptist Lake (Lake Park & Water Slides):

Monday 2:00-5:00 p.m. / Wednesday & Friday 1:30-5:30 p.m.

Entry Creek (Inflatable Games):

Tuesday & Thursday 1:30-5:30 p.m.

Guys' Times

Entry Creek (Inflatable Games):

Monday 2:00-5:00 p.m. / Wednesday & Friday 1:30-5:30 p.m.

Baptist Lake (Lake Park & Water Slides):

Tuesday & Thursday 1:30-5:30 p.m.

Children under four years of age may accompany either parent at the parent's appropriate swim time. Baptist Lake and Entry Creek require a life jacket, provided by Falls Creek. Baptist Lake has two waterslides and inflatable water climbing elements. Entry Creek has inflatable water climbing elements as well.

Kayaks

Kayak Bend has one and two person kayaks for paddling. Swimming is not allowed at Kayak Bend. Campers do not have to be in a swim suit to kayak, but they will have to wear a life jacket.

Team Volleyball

On Monday during registration from 1:30-4:30 p.m., each church will turn in their form and select the game times for their teams for the week. Churches that do not have a complete team are permitted to pick up additional players from churches not entered in the competition, except for the Red Division.

Divisions

Blue - Youth Guys (4-9 players)

Players must be students, no sponsors.

Pink - Youth Girls (4-9 players)

Players must be students, no sponsors.

Green - Middle School Coed (4-9 players)

Players must be students who just completed the 6th through 8th grades, no sponsors.

Red - Four-on-Four (max of 5 players, High Competition)

Players can be male, female, student, or sponsor but must be from the same church.

Orange - Sponsors (4-9 players)

Players can be any mixture of male or female sponsors with up to two students.

Players

Individuals may participate only if they have been or intend to be in residence at Falls Creek three of the four playing days. Players must be on the team all week and you cannot add players to a team after Tuesday. You may sign up to play in more than one league, but games will not be started late to accommodate conflicts. This might result in a forfeit, so participate responsibly.

A sponsor/adult is defined as a person who has graduated from high school by one year.

Number of Teams

Blue / Pink / Green

One team for 4-59 students

Two teams for 60-110 students

Three teams for over 110 students

Red / Orange

Two teams from each church are allowed.

More teams can be added on Monday at late night registration, if bracket space allows.

Games

Games consist of fifteen or twenty-one points and must be won by a two-point advantage. There is a maximum of 9 players on the court and substitution is encouraged to allow more individuals to participate. The Red Division must have 4 players on the court.

Any team that does not show up for a game at their scheduled time, any day, may be required to forfeit their games in that event for the rest of the week. Every team that enters the tournament will play each day Tuesday through Thursday.

Friday will be a single elimination tournament using the winning teams from Tuesday through Thursday. The winning teams will be recognized on Friday night before the Evening Tabernacle Experience.

At the end of the Evening Tabernacle Experience each day, the exact game times will be posted at the Falls Creek Office for the following day's play and they will be available at the Sponsor Update Meeting each morning at 9:05. For Tuesday's game times, check the Falls Creek Office on Tuesday morning or the Sponsor Update Meeting.

RECREATION REVIEW

Events that do not require advance sign up:

- Open Horseshoes - Riverfront
- Swimming - Entry Creek, Baptist Lake
- Three Point Shoot-out - Riverfront
- Open Disc Golf - Riverfront
- Alpine Tower (16 and over only, driver's license required) - Price's Falls
- Bouldering Wall - Price's Falls
- Giant Swing - Price's Falls
- 35' tall Climbing Tower (six-sided) - Price's Falls
- 5K Run - Nunny Bridge Bus Stop
- SwiftSkate - Amphitheater
- Giant Games - Price's Falls

Events that require advance sign up at registration on Monday:

Group Challenges on Ropes Course
All Volleyball Divisions
Softball

Events that require advance sign up at the Rec Hut:

Disc Golf and Horseshoe tournaments

Events that require advance sign up in the office:

Ping Pong Showdown

Items available for Check Out from the Rec Hut:

Frisbees, Volleyballs, Footballs, Basketballs, and Horseshoes may be checked out from the recreation hut at the River Front Recreation Area. You may check with the rec hut or office in the summer for other options on check out rec items.

For those of you who like pictures, visit www.skopos.org/fc-print for a visual breakdown of the recreation schedule and daily Falls Creek schedule.



SEATING IN TABERNACLE NEW TIME!!

Churches who want to reserve seating for the Evening Tabernacle Experience can send sponsors early to the south tabernacle doors no later than 6:30 p.m. to reserve seats. There must be at least two sponsors to reserve seating for any group, more is recommended for larger groups. Students may not save seats. At 6:30 p.m. all church names present will be drawn randomly to enter the tabernacle and reserve seating for their group. Since church names are drawn randomly from the names submitted each night, there is no benefit to coming earlier than the time of the drawing, but you do need to submit your name before 6:30 p.m. Churches arriving after 6:30 p.m. will be entered in a secondary drawing for seating. All churches that are present for seat reservations will be allowed to save seats. Please do not attempt to join with another church for seat reservations unless you are at camp together. This confuses the process and is not fair to other churches in the drawing.

The sponsors should stay with their seats until their students arrive after 7:00 p.m. Ushers will be in the tabernacle to assist adult sponsors as they reserve seats for their groups. Churches may choose to create a "standard" to hold up as the students enter (after 7:00 p.m.) so your group can find your seating. When the service begins at 7:30 p.m., all standards should be lowered and moved out of the aisle.

Please understand that seats are first come, first reserved. There is no early reservation system for morning experiences. Your middle school students and high school students should enter by groups for seating in the morning when the doors open at 9:10 a.m. and 10:05 a.m. respectively. In the morning, middle school students can enter through any door, but high school students can only enter through the south doors.

All groups should always sit together at both the morning and evening experience times. **If your group is very large and you cannot find room to sit together in the tabernacle, divide your group into multiple groups but make sure that an adult sponsor is sitting with each group.**

SPECIAL NEEDS STUDENTS/SPONSORS

The Falls Creek leadership always works to connect deaf students with interpreters during the experiences. If you or one of your adult sponsors is a deaf interpreter, please contact the Falls Creek Office or let us know during registration. **Please note that your church is solely responsible for making sure the unique needs of your students/sponsors are provided while at camp.** If you have deaf students/sponsors attending with your church, direct them to the designated deaf interpreting sections in the tabernacle in the front of the right middle seating section.

There is no parking around the tabernacle, except for vans that are equipped with wheel chair lifts, have a valid handicap tag, and are transporting someone in a wheel chair. **If anyone with special needs requires transportation around grounds during the week, each church should be prepared to transport their campers by car or van. If you have any questions or issues in providing transportation, contact the Falls Creek Office. Churches may not bring golf carts, low speed vehicles (LSV), and the like, for transportation on grounds.**

STANDARD DESIGN CONTEST

There will be a Standard Design Contest, in conjunction with the T-shirt Design Contest, on Wednesday at 1:30 p.m. If you have invested a lot of time and creative energy into decorating a standard to identify your group's seats in the Evening Tabernacle Experience, enter your masterpiece for competition in the amphitheater Wednesday afternoon at 1:15 p.m. Standards should not exceed five feet in height and any materials attached to the standard should not exceed three feet in diameter. The judging categories are:

Best Theme Design

Awarded to the best design that captures the spirit of Falls Creek and/or the camp theme.

Best Original Design by a Youth

Awarded to the best design done entirely by a member of the youth group. This category will have two winners: one winner will be from a church with more than 35 students; the other winner will be from a church with 35 or fewer students.

T-SHIRTS

If your group wants to purchase great inexpensive camp T-shirts, visit the Camp T-shirt page online at www.fallscreek.org to view the apparel details and place your order. Advance shipping to your church is included if you order more than two weeks in advance. T-shirt orders placed within **two weeks** of your camp week can be picked up from the T-shirt Shop. Orders placed **three weeks** in advance of camp will include printing your church name on the shirt. Extra t-shirts with no church name will be available at the T-shirt Shop but there is no guarantee of stock needed without an advance order. If you have any issues with your t-shirt order at camp, contact the Falls Creek Office at (580) 369-2101.

T-Shirt Design Contest

The 2011 T-Shirt Design Contest centers on the theme "Consumed." Judging will take place in the amphitheater at 1:30 p.m. on Wednesday. Two contestants need to arrive no later than 1:15 p.m. on Wednesday in the amphitheater to register their church. Contestants need to stay for the entire competition. The judging categories will be:

Best Overall Design

Awarded to the design that best incorporates a creative and professional-looking design. Designs must be original.

Best Theme Design

Awarded to the design that best captures the spirit of the camp theme in a unique, original design.

Best Witnessing Design

Awarded to the best design that creatively provides an opportunity to share the gospel.

Best Original Design by a Youth

Awarded to the best design done entirely by a member of the youth group. Two winners: one winner will be from a church with more than 35 students; the other winner will be from a church with 35 or fewer students.

WIFI AT FALLS CREEK

This summer, if you need to connect to the internet via your personal laptop or wireless device, stop by the Falls Creek Office. Connection passwords can be purchased for \$10.00. The password will allow your laptop or device unlimited connection at the WIFI area around the Concession Plaza in the middle of camp and the north lobby of the tabernacle. The password will work Monday through Friday. Each laptop or device will require a unique password. **Personal wireless routers are not allowed at Falls Creek.**

2.2 IN-CABIN BIBLE STUDY MATERIAL

11:30 A.M. TUESDAY-FRIDAY

Bible Study Preparation

Each year when the students of Falls Creek are asked to identify where they made their most life changing decisions, the students consistently say, “their cabin.” That makes your preparation and presentation even more important for your In-Cabin Bible Study at 11:30 each morning. The cornerstone of Falls Creek for each group is the time they spend in their cabin learning, worshipping, and making life decisions.

Every student attends the morning camp-wide experiences in the tabernacle (9:30 - 10:40 a.m. for middle school, 10:05 - 11:10 a.m. for high school). This 11:30 a.m. daily teaching plan builds on the topics and issues that the students will deal with in the Morning Tabernacle Experience each day. It is essential that some of the adults from your group are present with the students at the morning experiences, to help them review what they have learned that day when you begin the 11:30 a.m. time. We recommend at least one adult be present with your high school students and at least one other adult attend with your middle school students.

Each day during the 11:30 a.m. In-cabin Bible Study, you may use the morning Bible study DVD resource (provided with your Falls Creek camp packet) or you may use the live teaching guide printed below. Both the DVD and the live guide cover the same issues, but they use very different approaches to the teaching. If you use the DVD in your cabin, at least consider using the review and discussion questions for each day printed below.

It is strongly recommended that you develop “family groups” for discussion. These groups would be chosen by you and would keep the same members throughout the week. At least one adult, preferably two, would facilitate each group. The adults in the group would help the students think through the material they have been learning during the teaching times each day. Remember, the family leaders are not “teaching” the materials, they are helping the students think and apply what they have learned. For more ideas on developing family groups for discussion, go to [page 14](#).

This year’s material once again includes an optional Echo Group focus. This section is for echo groups formed in the past couple of years or for new echo groups to use the provided questions to reinforce the Echo Group concept from 2009. These groups will meet apart from designated “family group” time. To review: An Echo group is a group of three or four students who discuss their faith with one another on an ongoing basis. They can use the questions provided to begin doing that or to continue doing that. There is not an adult facilitating the Echo Group, these are students talking about the issues on their own. Yes, we understand that many of the groups will not stay on topic. But, if students are going to learn to talk about spiritual things together, they need to start sometime. Adults can be a resource for the Echo Groups, but should avoid the temptation to take over their conversation or to answer all their questions. Some groups are ongoing, some will start long term while at camp, and some students will just be in the group throughout the week and connect consistently with another group of students back home. Remember, an Echo Group self selects; you cannot select their friends, just help them in their friendships.

11:30 A.M. IN-CABIN BIBLE STUDY TEACHING PLAN

11:30 Review/Process Morning Tabernacle Experience (in large group or in family groups)
11:40 Teach Segment One
11:50 Q & A as a Large Group
11:55 Teach Segment Two
12:05 Family Discussion Groups/Practice Echo Groups
12:25 Optional Closing Wrap-Up/Announcements before Lunch
12:30 Lunch in Cabin

LOOK!

Each day will include a teaching segment designed for a student to teach/share from your group. Consider equipping one (or several) of your students, in advance of camp, to teach a segment each day. If you choose not to have students teach that section, it can be taught as a part of the normal teaching segment.

Simple teaching outlines can be downloaded at www.skopos.org/fc-print.

TUESDAY IN-CABIN BIBLE STUDY

"God is Sufficient for Salvation through Jesus Christ"

Key Thought:

God is the author and finisher of our faith. No matter how hard we try, we cannot earn our salvation or please Him on our own. We need a Savior, and God has provided that Savior in His son Jesus Christ. When we put our faith and trust in Him, we become children of God, joint heirs in the Kingdom with Jesus. We are no longer slaves bound by the law, but we are free to live by the Spirit that dwells within us.

Review Tabernacle:

What did you learn during your time in the tabernacle this morning?

What thought or idea stood out to you the most?

Was anything said that caused your heart to sit up and pay attention? Do you think that God could be saying something to you?

Part I: Paul's Salvation Story

Over the next few days, we are going to take a closer look at the life of Paul, one of the most influential members of the early church and author of much of the New Testament. His past might surprise you; his conversion will amaze you; and his commitment to follow Christ no matter the cost will inspire you. In all things, Paul found God to be more than sufficient to meet his needs, and if you give God the same opportunity to work in your life, you will, too.

Today, we will talk about the day that Paul (or Saul) met Jesus and how that unexpected encounter changed his life forever. We will also talk about what Paul's testimony has to do with you.

Read Acts 7:59-8:3.

1. Paul wanted to know and please God. However, Paul hadn't yet met Jesus and was trying to please God by following a strict and seemingly endless list of rules and regulations set up by the religious rulers of that day. Those rulers had taken the law that God had given their forefathers and twisted and added to it until righteousness seemed impossible. Even so, Paul was doing his best to be a good Jew. Because he didn't know what else to do, he was struggling to earn God's favor and achieve perfection on his own power.

Paul was shaken by the things that followers of Christ were saying because it didn't match his way of thinking or what he had believed and worked so hard for up to that point. Like so many of us do, he resisted and lashed out against that which seemed foreign to him. Ironically, he chose to persecute the early church at least partially to please the same God who had already made a way for him to be saved through Jesus Christ.

If we are truly honest with ourselves we know there is not enough ability in ourselves, no matter how hard we try, to meet the challenges that face us, or not enough to be what we need to be for other people, and certainly not enough to face death and eternity alone. We sense that we are imperfect, flawed, and in need of someone or something to make us whole. The trouble is that many of us don't know how to fill the void in our hearts we instinctively know is there. We don't yet understand that God and God alone is enough to heal us now and forever. Like Paul, we still rely on "the good" we see in ourselves to accomplish what only God can accomplish. Paul never understood his flaws until he was confronted by Christ on the road to Damascus. It was only then he realized how deficient he was, how worthless and insufficient his "good deeds" were.

Like a transformed Paul, we too need to realize we are incapable of saving ourselves, and turn to God, for He is the only one sufficient to accomplish our salvation.

****student testimony opportunity****

Read Acts 9:1-22.

2. God chose and called Paul. If Paul were alive today, he would be the guy that pastors called in to give their testimony because it is so out of the ordinary and in-your-face. However, it's not the way that people are called that makes a testimony remarkable; it's who does the calling. Jesus used a stronger approach with Paul possibly because he was headed with such force in the opposite direction. Still, Jesus called Paul to follow Him just like He called all of the disciples, just like He calls individuals to follow Him today. He stops us in our tracks, introduces Himself in a way that we can understand, and as we yield to His Spirit, He assumes command of our lives.

It's important to note that Jesus chose Paul. Paul most definitely did not choose Jesus. We must be careful of ever entertaining the notion that we have done Jesus some kind of favor by choosing Him or of thinking that we can choose Jesus whenever we get good and ready. It doesn't work like that. If you wait too long to respond to God's call, you might miss your opportunity all together.

Notice in vs. 15 that the Lord had Paul's mission in life all laid out even before Paul had received God's healing, or been "saved." He didn't just call Paul to save Paul from himself; he intended all along for Paul to play a vital role in His plan to redeem a lost world to Himself. The same goes for us. God doesn't save us just so that we can rest assured that we won't go to Hell when we die. He plans for us to join Him in rescuing others who are headed in the wrong direction. Your calling to minister to others and your calling to be saved and follow Christ are one and the same. If you are waiting for another spiritual highpoint or calling experience before you begin serving, you've already received it. So, go ahead and jump in to what God has for you!

3. God saved and changed Paul. When Jesus spoke, Paul listened. He followed Jesus' instructions to the letter, humbled himself, and waited for Jesus to rescue him. We don't know the words that Paul prayed as he waited for Ananias, but we know he prayed. We know that he had sin to confess. That's for sure, but we can also assume that his prayers included some kind of surrender and know that, through prayer, his heart was changed. As soon as his sight was restored, he was baptized, symbolizing a heart reborn in Jesus Christ. Then, without looking back, Paul marched boldly into the midst of people that he knew would either be angry with him or scared of him and preached the gospel that Jesus had given him to preach, the very one that had saved him.

Jesus wants to do for each and every one of us what he did for Paul. If we humble ourselves, confess sin, and ask God to heal us, He will. If our heart is humble and our prayers are sincere, God will change us. The words themselves are not magic. They hold no power. We have no power. Only God has the power to heal our sin condition, and He will only do that if we give ourselves fully to Him. The change that comes after a true salvation experience is the proof that we really do belong to Jesus once and for all (2 Corinthians 5:17).

What's most important to note in Paul's story is that it's really not so much about Paul, but about God. From beginning to end, it was God who orchestrated and brought about every aspect of Paul's salvation and transformation. Paul understood this fact fully. He was very careful never to allow himself to become arrogant in his Christianity or too proud of any spiritual maturity that he gained, continually giving God the credit for anything good in him (Ephesians 2:8-9).

Large Group Q & A:

1. In what ways is Paul's salvation experience like the testimonies that people share today? What does that tell us about God? What does that tell us about the Gospel of Jesus Christ?
2. In what ways is his testimony different? Is it any more miraculous than those that you hear today? Explain or give examples.
3. Why is it so important to remember that Paul's story is really God's story? Why is it important for us to remember that our stories are really God's stories?

Part II: The Truth about Salvation

After Paul's conversion, he wasted no time in spreading the gospel from place to place and people group to people group. He didn't settle in any one place and even chose not to marry so that he could fully devote himself to his gospel ministry without feeling obligated to any person other than Jesus Christ. He did a really good job of helping new churches get organized and then keeping up with them, encouraging them, teaching them, and sometimes correcting them in love.

Paul considered these churches and the believers within them to be his children, his family. When they hurt, he hurt; when they had success, he rejoiced; when they struggled, he spoke frankly to them and encouraged them to be what God intended. When he couldn't be with them physically, Paul would write letters (epistles). Some of Paul's epistles were of a very personal nature to a very specific group of people (like the Corinthians), while some epistles were written to a group of churches from a region (like Galatia). Those letters were circulated from church to church so that everyone could benefit from Paul's words.

The following passages of scripture deal with salvation and are taken from Paul's letters to his loved ones. As we read, remember that God intended for you to hear these words, too. He inspired Paul to write them and then made sure that they were included in the Bible that you now hold. These truths apply to us all:

1. Everyone needs a savior (Romans 3:23, 1 Corinthians 4:4, Romans 6:23).
2. Jesus is that savior (John 3:16, Romans 8:1-4).
3. Our salvation is by grace through faith, not works (Ephesians 2:9).
4. Salvation brings freedom from sin (Romans 6:6-7).
5. Salvation brings change (2 Corinthians 5:17).
6. Once you are saved, you are always saved (Romans 10:9-11).
7. Once you are saved, it becomes your mission to tell others how to be saved (Romans 10:13-15, 2 Corinthians 5:15).

Family Group:

1. When did you first become aware of your desire to please God or to be good enough? How did you attempt to go about it?
2. When did the Holy Spirit first speak to your heart about salvation? How did you respond?
3. Do you have a personal relationship with Jesus Christ? If so, describe the moment when you gave your heart and life to Him. If not, would you like to know how to begin that relationship? (This is the whole point of this lesson. If a student expresses an interest, stop immediately and put them with someone that can lead them to Christ, preferably a student that they know and trust.)
4. What change has come about in your life as a result of your surrendering your life to Jesus?
5. What are you doing to make sure that the people around you know the Good News of Jesus Christ?
6. Do you know anyone personally who needs to accept Jesus as their personal Lord and Savior? What role do you think God wants you to play in their salvation story?
7. How can we pray for you? (Spend time praying for each family group member in whatever way works best for your group.)

Optional Echo group questions:

1. How many times have we shared our stories of salvation with the lost in the past year? Is that good enough? How can we improve or stay on track evangelistically?
2. Are we investing in the lives of younger believers the way that Paul invested in the early churches, or are we content only to be known and respected by them?
3. If asked, could we explain why being good can't get a person to Heaven?

WEDNESDAY IN-CABIN BIBLE STUDY

"God is Sufficient for Stability"

Key Thought:

When we seek to live out our calling as followers of Christ, it is certain that we will face difficulties sooner or later. Those difficulties do not mean that God has forgotten or turned his back on us or that we have been unsuccessful in our mission. God works in spite of and through those difficulties to bring about His purposes in the lives of others. If we are obedient in the midst of the challenges that come our way, God will grow us spiritually and give us a testimony that will encourage and uplift others who go through similar challenges.

Review Tabernacle:

What did you learn during your time in the tabernacle this morning?

What thought or idea stood out to you the most?

What do you think God is saying to you?

Part I: Paul's First Missionary Journey

As we discussed briefly yesterday, Paul didn't waste any time after his conversion experience before sharing his testimony with others. The Jews didn't take it so well, though, and his friends had to help him escape (Acts 9). Paul took that opportunity to go away for a time to let God work on his heart and teach him what he needed to know before embarking on the specific missionary journeys that God had for him (Galatians 1). Remember that he had spent his life persecuting Christians, and suddenly he was one. There is no doubt that his mind needed a lot of "renewing" (Romans 12:2).

After three years away, Paul returned to Jerusalem, pumped up and ready for whatever God had in store for him. When he arrived, the disciples didn't exactly roll out the welcome mat, and their response was just the first of many events that would have caused other, less determined and committed followers of Christ to quit. However, Paul had spent serious one-on-one, alone time with Jesus. He knew his Christ; he loved Him; and he was resolved to follow Him, no matter the cost.

Read 2 Corinthians 5:18-20 and Romans 1:16.

Every decision that Paul made, he made with one goal in mind, to fulfill God's purpose for his life as stated in this letter to Corinth. He wasn't perfect (Romans 7:15-25), but He was committed and kept on keeping on through every trial and temptation that came his way. Paul knew that God was sufficient for stability in his life and let God guide his steps.

Here are just a few things that Paul experienced right after returning to Jerusalem from his time alone with Jesus and during his very first missionary journey. As you read, imagine how it would feel to go through these things so early in your ministry and consider how you might respond.

1. As we mentioned, Paul was not immediately accepted by the disciples when he arrived in Jerusalem ready to help them. (Acts 9:26)
2. In Paphos, just when Paul got an audience with the proconsul of that region, Sergius Paulus, the proconsul's men distracted their boss and disagreed with what Paul said so that their boss had a hard time listening (Acts 13:6-8).
3. In Pisidian Antioch, the Jews tolerated Paul and his friends and even pretended to encourage them in their mission until the entire town turned out to hear them, Gentiles, too. Then they got bent out of shape over what Paul had to say and kicked them out of the whole region, not just the city (Acts 13:42-50).
4. In Iconium, both Jews and Gentiles believed in his gospel message, but then a group of people made up of both Jews and Gentiles plotted to both "mistreat them and stone them" (Acts 14:1-5).
5. In Lystra, the same people who were after him in Antioch and Iconium chased him down, turned the people against him and his buddies, and stoned him...just him! They left Barnabas and the other guys alone (Acts 14:19-20).

All along the way, it seemed that just when things were going the way we might think they should on a missionary journey over which God has complete control; things went sour for Paul and his friends, but mostly for Paul. It was enough to make most people give up, but Paul didn't. He knew his mission and didn't give up, leaving the results up to God and trusting God to use even the negative to further His kingdom, which He did. We will take a closer look at that on Friday. Actually, if you look at his missionary journey as a whole, it picked up momentum along the way. Paul and his friends caused quite a stir, and many, many people came to know Christ.

Large Group Q & A:

1. If you were Paul, would you have given up at any point on the first missionary journey? When?
2. Have you ever encountered a roadblock or human opposition when trying to do something that God called you to do? How did you handle that situation?
3. Do you ever have trouble trusting God with the outcome in situations like that? If so, how do you overcome that?

Part II: Paul, Speaking from Experience

The very day after the mob stoned Paul and left him for death; he got up and headed for Derbe with his friends. Lots of people got saved there. Most of us would've headed home, happy to end the whole crazy trip on a good note, but Paul didn't. He went right back into the towns where he had experienced persecution to make sure that the Christians there were okay.

Read Acts 14:21-23.

Imagine what the believers in these cities must have been thinking and feeling after what happened to Paul. They knew that the people around them were not exactly excited about their new found faith. They had to know that any one of them could be persecuted in a similar way if they dared to live out their faith. At that point in history, in that part of the world, a Christian's faith was costly, so much more so than most of us experience now.

Imagine how encouraging it must have been to see Paul in person and to hear the words that he was able to speak from experience. Had Paul not gone through what he went through, his words would have been just that, words. He would not have been able to speak with any kind of authority or give the new believers any kind of real encouragement or hope.

The following passages of scripture, once again, are taken from Paul's letters. As we read, remember that Paul is speaking from experience. He knows what he's talking about, and his words should be taken to heart by all Christians.

1. As a believer, you can expect to face difficulty when you live out your calling. That difficulty is an opportunity to glorify God and point to His sufficiency in your life (2 Timothy 3:10-12).
2. You may not choose the difficulties that come into your life, but you can choose your response to those difficulties. As a believer, it is your responsibility to make sure that your response points others to God (2 Corinthians 6:1-10, 2 Corinthians 6:17-7:1, Philippians 1:27-30).
3. When faced with the temptation to do things your own way or to turn back from doing what God has told you to do, you must learn to take charge of your thoughts and resist that temptation (1 Corinthians 10:13, 2 Corinthians 10:5). Here are some things to remember when you face difficulties that will help you "stay the course":
 - Your battle is not against flesh and blood (Ephesians 6:10-12).
 - God can use all things for your good and His glory (Romans 8:28-29).
 - God will give you the strength to resist any temptation that comes your way (1 Corinthians 10:13).
 - God will provide all your needs (Philippians 4:19).

*****student testimony opportunity*****

Family Group:

1. Is your personal relationship with Jesus strong enough to carry you through difficulties? Is it strong enough for you to help others through their difficulties the way that Paul's friends stayed by his side?
2. What is your typical response to adversity or difficulty in your life? Is your focus where it needs to be? Explain.
3. Does it seem fair to you that Christians can expect to face challenges when they obey God? Does it help your perspective any to consider what Jesus endured for us?
4. Why is it so hard to remember that our battle is not against flesh and blood? Are you in any battles right now that feel an awful lot like a battle against flesh and blood? How could remembering Ephesians 6:10-12 help you deal with those situations in a Christ-like way?
5. Give an example from your life when God used something that seemed bad for your good and His glory.
6. Tell about a time that God helped you resist temptation or provided for one of your needs.
7. What challenge is God laying on your heart today? How can we pray for you? (Spend time praying for each family group member in whatever way works best for your group.)

Optional Echo group questions:

1. What challenges have we faced in the past year? Are we persevering under trial as God would have us to do?
2. Are we supporting other believers in our home, school, and community the way that God wants us to? Are we encouraging newer believers by sharing what God has done in our lives?
3. Are we relying on God to work through us and provide for our needs, or are we become self-sufficient in the way that we live out our calling?

THURSDAY IN-CABIN BIBLE STUDY

"God is Sufficient for Satisfaction"

Key Thought:

'Joy' discussed in the Bible is as much a matter of choice and focus as it is something miraculous that God provides. As a matter of fact, it is the Truth found in God's Word that fuels that joy. When we focus on God's Truth rather than on our circumstances, we experience deep and abiding joy that the enemy cannot steal from us. However, when we take our eyes off of God's Truth to focus on ourselves or any other distraction that the world offers, we lose our joy and make ourselves vulnerable to discouragement and apathy.

Review Tabernacle:

What did you learn during your time in the tabernacle this morning?

What thought or idea stood out to you the most?

How do you think God is calling you to respond to Him today?

Part I: Choosing Joy

It's one thing to persevere under trial with a keen sense of purpose and calling. It's entirely different to persevere under trial with joy. Such a thing can be difficult to imagine, especially if you haven't been through anything particularly difficult yet or if you confuse the idea of joy with happiness.

Although joy and happiness can often be experienced together, they are fundamentally different. Happiness is a temporary emotion caused and/or affected by external circumstances, while joy is a deep and abiding peace based on truth that affects external circumstances. Happiness is a tide that washes in and washes out, but joy is a strong and steady river that carries and sustains.

First and foremost, a Christian's joy is found in his/her salvation and eternal security in Jesus Christ. In addition, we may also find joy in the promises of our Heavenly Father concerning His love for us and the inheritance that is ours as His children, knowing that He can be trusted. We know that Jesus is sufficient for our satisfaction or contentment in all circumstances; we know that He is sufficient for our joy.

Read Ephesians 1:4-14.

****student testimony opportunity****

To live a life full of joy, a believer must learn to focus on these Truths rather than on his/her circumstances.

Read 2 Corinthians 4:16-18.

Paul's life wasn't particularly full of happiness, though he did experience that emotion whenever he had the chance to spend time with the church, but he did experience consistent joy in both good and bad circumstances, such as the time that he and Barnabas were chased out of Pisidian Antioch.

Read Acts 13:50-52.

Paul's joy was constant because his focus was constantly on Jesus and God's promises. He was so focused, in fact, that he longed and even pined for Heaven and felt torn between leaving this life and staying so that he could tell others about Jesus and encourage the church.

Read Philippians 1:21-26.

Those of us who have a personal relationship with Jesus experience that same joy when we choose to focus on the same things that Paul did. However, if we let the world distract us and take our eyes off of Jesus—if we "look down," so to speak—our joy will fade, and the enemy will have room in our hearts to discourage us and cause us to doubt. In his letter to the Galatians, Paul talks about that (Galatians 4:15-16). The Galatians had allowed people from the outside, Judaizers, to come in and shake their faith. They had begun to focus on themselves again, trying to earn their salvation instead of relying on and taking joy in what Jesus had done for them. If we are not careful, we can fall into the trap of focusing on self as well, doing works that we consider good instead of letting God lead and trying to prove our worth by our own merit instead of claiming God's grace and mercy.

Paul did not let:

- People steal his joy (Gal. 1:10)
- Predicaments steal his joy (Phil. 4:11)
- Possessions steal his joy (Phil. 4:12)

Large Group Q & A:

1. Do you think that joy or happiness is more important for a Christian who genuinely wants to follow Christ? Explain. What have you been pursuing? What has the result been?
2. Most often, do you look to God, yourself, or the world for joy? What is the result?
3. Do you know any Christians who exhibit real joy in their lives? How do you know?

Part II: Don't Look Down

In this day and age, it's easy for Christians to lose their focus and so lose their joy, just as the Galatians did. Our world is full of distractions, and our enemy is a crafty and active one. Even within the church, the temptation exists to focus on ourselves, and our own abilities and accomplishments instead of remembering that any good in us is only there because of Christ. Many Christians are confused and discouraged when they hear others talk about the joy they have in Christ because they aren't experiencing that joy for themselves. No one has ever taught them how to take hold of it and live in it. They are waiting for it to happen to them like happiness does, but joy doesn't work like that. Living a life of joy in Christ takes practice, but you can do it if you discipline yourself to focus on the unseen and not "look down" on the seen things that surround you.

The first step in living that life of joy in all circumstances, good or bad is to fill your heart and mind with the Truth of God's Word. If you don't know what God has done for you and what He has promised, how are you going to focus on it? The Bible is full of such Truths and promises. We've discussed many of them over the past couple of days about salvation and making consistent, wise choices based on God's will. We discussed others just moments ago, but here are just a few more to help you stay focused on the unseen when you face difficulties and find it a little harder to keep your focus:

1. God has anointed you for His service and will help you to stand strong until we get to Heaven (2 Corinthians 1:21-22, Philippians 1:4-6).
2. When you mess up, God will forgive you if you confess that sin (1 John 1:9).
3. The things that you do in obedience to God are not wasted, even if you don't get to see the results of your labor (1 Corinthians 15:58, Galatians 6:9-10).
4. God can use any suffering or challenges that you go through to encourage others (2 Corinthians 1:3-7, Philippians 1:12-14).
5. No matter what happens here on this earth, nothing can separate you from the love of Christ (Romans 8:35-39).

Family Group:

1. Have you ever experienced the kind of joy that Paul talks about in your own life? If so, what is that like? How does it help? If not, what has been standing in your way, do you think?
2. Does it help you to know the difference between happiness and joy? Have you ever thought of joy as something that you choose based on what you know of God? How will this knowledge affect the way you handle difficulty in your life?
3. Have you ever allowed the enemy to snatch your joy? If so, what tools did he use against you? What was the result? How can you stand strong against him in the future?
4. What scripture that we have discussed this week has stood out to you as being something that you can apply in the future or something that will help you keep your focus?
5. What are some other Truths from scripture that help you focus on the unseen and bring you joy? Share the Truth and the verse so that the rest of the group can be encouraged.
6. How will the people waiting for you back home be affected if you continue or begin to live a life of genuine joy in Christ?
7. What is God saying to your heart? How can we pray for you? (Spend time praying for each family group member in whatever way works best for your group.)

Optional Echo group questions:

1. Are we focused more on the seen or the unseen things? How does that affect our walk and the people around us?
2. Are we choosing to live in the joy of Christ, or are we allowing the enemy to defeat us?
3. Are we actively filling our minds and hearts with Truth that will help us keep our focus?
4. What changes do we need to make as individuals and as a group?



FRIDAY IN-CABIN BIBLE STUDY

"God is Sufficient for Our Service"

Key Thought:

God expects all of His children to obey Him and live out their calling by spreading the Gospel where and how He tells them. As we serve, we are encouraged by the fact that God supplies all of our needs when we obey Him, and we are humbled by the fact that God is the One that brings any results that come from our obedience. Our weaknesses and human limitations give God the opportunity to demonstrate His power in and through us. In this way, even our weaknesses can bring glory to God. Knowing this, we must be patient with one another and take every opportunity to encourage one another.

Review Tabernacle:

What did you learn during your time in the tabernacle this morning?

What thought or idea stood out to you the most?

How do you think God is calling you to respond to Him today?

Part I: God at Work

Paul's determination to live out the calling that God had placed on his life was a testimony in itself of God's ability to work through a person. It defies human logic that any man would go through what Paul went through for something so seemingly intangible and abstract, and he was not the only one to go through that kind of persecution and opposition. Many others did too. Their dogged determination and self-sacrifice in the face of what they experienced gave evidence of a supernatural power at work in very natural human hearts. With their own mouths, those people and many after them freely identified that supernatural power as the Holy Spirit that came to live in their hearts the moment that they placed their faith in Jesus Christ and relied on Him for their salvation. That same Holy Spirit lives in the heart of each and every believer today, enabling us to endure and to do everything that the early Christians did. The thought of offering your body as a living sacrifice in service to God (Romans 12:1-2) can be a little scary at times, and the very idea that the reconciliation of the world to God is something that you are supposed to play a part in (2 Corinthians 5:18) can be overwhelming to think about. But, take heart, your Heavenly Father doesn't expect you to do all of the work. In fact, the only item on your "to do" list is this: OBEY. Leave the rest up to God; He is sufficient for our service.

For example, let's look back at Paul's first missionary journey, the one with all of the obstacles and challenges. Every step of the way, God provided what Paul and his friends needed in order for God's purposes to prevail and brought about the results that He intended all along.

1. When the disciples failed to greet Paul with open arms because they were afraid of him, God sent Barnabas to serve as mediator and bridge the gap (Acts 9:27).
2. In Paphos, when the sorcerer twisted Paul's words and turned the proconsul against him, God gave Paul the words to speak in rebuke and the power to make the man blind so that the proconsul would believe him (Acts 13:9-12).
3. In Pisidian Antioch, God brought the entire town out to listen to Paul speak "and all who were appointed for eternal life believed" (Acts 13:48). These people were Gentiles. This is just one of many times that God used Paul to reach the Gentiles just as He has said that He would at the point of Paul's conversion (Acts 9:15). Isn't it interesting that the Bible tells us that God already had in mind who would be saved before Paul even got there? That's just further proof that God has got everything under control, even when it's hard to tell from our perspective.
4. Then, when the people ran Paul and Barnabas out of town, God filled their hearts with joy and with the Holy Spirit (Acts 13:51-52).
5. In Iconium, when both Jews and Gentiles stirred up trouble for Paul and Barnabas, God gave them the ability to perform signs and wonders so that the people would believe (Acts 14:3).
6. In Lystra, God gave them the ability to heal a crippled man and spared Paul's friends from being stoned, leaving someone to help Paul when he needed it (Acts 14:8-10, 20).
7. The very day after Paul was stoned, God gave him the strength and healing necessary to be able to leave for Derbe, where they were able to win a large number of disciples (Acts 14:21). You'll notice that this is actually a pattern. You have to wonder what would have come of those people later in Paul's missionary journey if the first towns on the tour had been more receptive. Paul had to move on, and God used the persecution of Paul by others to move him on so that the gospel could be spread, just as he had after Stephen's stoning when Paul was still persecuting the church (Acts 8:1-2).
8. In allowing Paul to go through all of these difficulties, God provided Paul with a testimony that carried weight with those who had believed in his message (Acts 14:21-23).
9. God gave Paul and Barnabas a family in the form of the early church with whom they found rest and encouragement (Acts 14:26-28).

Paul's first missionary journey was very successful, although it might have been hard for him, his friends, and onlookers to see it that way at the time, considering all that they went through. Sure, they knew that lives had been affected, but they had no way of knowing exactly how many put their faith in Christ and never had the chance to see the impact of those conversions on the families, friends, and acquaintances of those new believers, the things that normally encourage us and keep us on track. All they knew was that God would be faithful and bring about the results that He had in mind, and He was. In the end, they didn't pat themselves on the back. They knew that God had brought them through and that it was God that brought about the results, not them (Acts 14:27).

****student testimony opportunity****

Large Group Q & A:

1. If you had traveled with Paul, would you have had a hard time seeing God's hand at work? Explain.
2. Do you ever struggle to see God's hand at work in the challenges that you face? Explain.
3. As brothers and sisters in Christ, how should we encourage each other when we face difficulties and challenges?

Part II: Everything You Need

As most students have been believers for less than a decade, you are a lot like Paul in this stage of his ministry and service to the Lord. He was a relatively new believer on his first missionary journey and was just learning what it meant to live out his calling to spread the Gospel. Granted, Paul probably had a good idea that he would face persecution on his trip (after all, Paul had done the persecuting before he was saved!), while that idea may be a bit foreign to us living here in the United States. However, he hadn't really been on the receiving end before. The people in Damascus had planned to hurt him once, he had escaped unharmed.

Setting out, Paul was full of determination, purpose, and zeal. He had to learn by experience what it meant to share in Christ's sufferings (Romans 8:17-18) in order to rescue the lost. He found it tough at times and rewarding at times, and as he continued on the path that God had laid out for him, Paul grew stronger in his faith and closer to God in all circumstances. In the end, Paul had real and abiding joy and was able to die knowing that he had run a good race (2 Timothy 4:7).

Right now, for most of you, the idea of your actually taking active and purposeful steps to share the Gospel with your family, friends, community, and other places is probably pretty fresh and new, and the thought of facing difficulties or opposition may be a bit intimidating. It would be nice to be able to tell you exactly what would happen and how it would turn out, but no one knows those things but God. Odds are that it will be tough for you at times and rewarding at times, just as it was for Paul; but if you are faithful, you will grow stronger in your faith and closer to God and be able to encourage those believers that follow you.

Following are some of the things that Paul would tell you if he could sit down with you one-on-one. You will learn these things for yourself and confirm them in your heart when you follow and obey God's leading in your own life.

1. God created you with a purpose in mind, and He will bring about that purpose (Romans 8:28-30).
2. God has a job for you to do (Ephesians 2:10).
3. God will provide all that you need when you obey Him.
 - He will provide contentment in every circumstance (Philippians 4:13).
 - He will provide encouragement for endurance (Romans 15:5-6).
 - He will provide competence (2 Corinthians 3:6).
 - He will provide strength (1 Corinthians 1:8-9).
 - He will provide comfort (2 Corinthians 1:3-4).
 - He will provide deliverance in accordance with His will (2 Corinthians 1:8-11).
 - He will provide you with gifts through the Holy Spirit that enable you to carry out your mission (Ephesians 4:7-12).
 - God's strength is made perfect in your weakness, bringing glory to God for your success and not to you and your abilities (2 Corinthians 2:14-15, 2 Corinthians 4:7-11, 2 Corinthians 12:9).

Think about these things and let them encourage you. In many ways, these Truths should take a lot of pressure off of you to "perform" for God. As long as you obey Him, you're good. Something else that you might want to think about in relationship to these Truths is how you interact with others that are seeking to please God like you are. We can be awfully critical of one another sometimes. It's good to remember that God is using people in different ways at different times and that He has a purpose for every success and every struggle that each of us goes through. We cannot possibly know what God is doing in someone else's life or how He will choose to use it to bring about His purposes, so we shouldn't even try to figure it out. Just because someone is struggling doesn't mean he/she has slipped up, and just because someone is experiencing blessing doesn't mean that they have won some kind of prize for being better than someone else. Let's let God be God and be consistent in our encouragement of one another and love each other like God has told us to so that others will know that our God is real and want to be on His team (John 13:35).

Family Group:

1. How does it feel to know that God's plan for you doesn't end with your own salvation? Have you ever taken steps to live out your calling by telling others how they can be saved?
2. Have you ever heard God tell you to do something and then done that thing? Did God allow you to see the results of that obedience, or will you have to wait until Heaven to know how it all turned out?
3. How does it make you feel to know that you are not responsible for the results of your obedience? Explain.
4. Go back through the list of things that God provides for you. Have you experienced any of these for yourself? Do you have trouble trusting God for any of these? Explain.
5. Does it seem possible that God can work through your weaknesses? How might that look in your life? Give specific examples.
6. Do you treat other believers with the same kind of patience and encouragement that you need from them as you try to follow and obey God? Explain. Does anything need to change?
7. What are some of the good works that you think God has prepared in advance for you to do when you go back home? How can we pray for you? (Spend time praying for each family group member in whatever way works best for your group.)

Optional Echo group questions:

1. Have we allowed God to be sufficient for our service, or have we only taken on tasks that we can handle on our own power?
2. Have we put others first by demonstrating patience with our Christian brothers and sisters and encouraging them, or have we been arrogant and/or judgmental in our interaction with them?
3. What does God want from us in the coming year?

2.3 CABIN WRAP-UP & EVENING CABIN DEVOTIONAL

The cabin devotion guide is intended to provide a resource for the 10:15 p.m. Cabin Wrap-Up/Evening Cabin Devotional. Read through the materials before camp and make necessary adaptations to benefit your group. Feel free to use all, parts or none of this guide. If you would like to host a missionary or Falls Creek summer staff member for one devotional during the week, sign up at registration on Monday.

For most churches, there are three goals for the cabin wrap-up: (1) allow students to process with an adult and other students what the Holy Spirit has been teaching them all day, (2) discuss the practical application of those truths when you return home, and (3) allow students to make decisions about their life.

Here is a suggested time format for the Cabin Wrap-Up/Evening Cabin Devotional. By keeping your cabin wrap-up/devotion time short (less than an hour for all teaching, announcements, family group discussion, etc.), you can help your students and adults get much needed rest.

Our recommended structure is:

- Start with a late night snack
- Recognize students (and adults) who have made decisions for Christ, served all day, or have done something worthy of recognition.
- Announcements about the next day
- Interactive opening
- Wrap-up teaching time (review the day)
- Quick closing announcements (cabin curfew/last minute issues)
- Dismiss to “Family Groups” to discuss/process the day (for ideas on designing discussion groups, go to [page 14](#))
- Add a worship time, decision time, or other elements based on the traditions, size, and maturity of your group





MONDAY EVENING DEVOTIONAL

"God is Sufficient"

Interactive Opening (10 minutes):

1. Divide your group into smaller teams. Give each team the following task list and a bag of assorted tools (bags do not need to be identical, but should include things like a Q-tip, a ruler, a spoon, etc...things that they would normally think of to complete the following tasks).

Task list:

- Dial the home phone number of one of your group members.
- Take someone's shoe off.
- Scratch someone's back.
- Eat the pudding out of a pudding cup.
- Estimate the length of one of your group members' forearm.
- Pick someone's teeth.
- Put on sun tan lotion.

**Feel free to add to this list as long as everything on the list can be done with one finger.*

2. Tell your students that they have to complete every task on their list using the fewest number of tools possible. The group to complete every task on the list using the fewest tools wins.

3. When all groups have finished, explain that every task on this can be completed without any tools at all. They can all be done using one finger (students can estimate length using the middle bones of their fingers, which are about one inch). You may have some groups that discover that it can all be done with your hands, but the winner should be the group that uses only one finger. If no groups figure out the twist, give the prize to the group that uses the fewest tools.

Explain: God has given each of us a life to live. Sometimes that life can be a challenge; however, if we have a relationship with Jesus, we have all that we need to live that life and meet its challenges without having to look for help anywhere else. The world is full of people searching in lots of different places for ways to meet their needs. Many of those places are bad for them, and none of them are necessary. God alone is sufficient to meet every need that we have.

Teaching/Wrap-Up (15-20):

Welcome to Falls Creek youth camp! Each of us come from a slightly different place and experience, and we all have our own reasons for being here this week. Maybe you came to hang out with friends and meet some new people. Maybe you wanted to try out the skate park, play softball, or climb the Alpine tower. Maybe you came to refocus and get your relationship with God back on track, or maybe you just needed some time away from it all.

Know this...no matter your reasons for being here, God has got something special in mind for you this week. He wants to talk to you one-on-one and tell you what it is. All you have to do is listen carefully and respond appropriately, and this week will end up being so much more than you ever hoped it would be.

Now, let's start the week out right, by reading God's Word. As we read, make note of the words that get your attention or strike a chord in you.

Read Psalm 103:1-5, 8-18.

- This is why we are here. This is our focus this week.
- What stood out to you in this passage?
- What were your thoughts and how did you feel when we read this passage? Your response probably has a lot to do with where you stand in your relationship to and/or with God.

1. It may be that you have heard about God and Jesus, but don't really know what it is all about; or maybe you do know what it takes to become a Christian, but you haven't taken that step yet. In either case, all of this probably sounds a little too good to be true. You may still feel like an outsider looking in.

Could there really be a faithful God that loves you in spite of your mistakes and wants you to know and love Him back? The answer is yes, and you can know him by accepting God's free gift of salvation through Jesus Christ. You can begin a forever and always love relationship with the Almighty God that we just read about.

****Gospel Presentation Opportunity****

2. Maybe you accepted Christ at one time, but haven't made it a priority to grow spiritually by reading your Bible, praying, and being an active member of the body of Christ. Maybe you started strong, but have fallen away from what once was most important in your life, not losing your salvation itself, but definitely losing the joy of it. If so, these words are probably bitter-sweet to you. You know that they are true, but you haven't felt the truth of them in a long time because of the choices that you have made.

It's never too late to restore your relationship with God to what it once was. Sin may cause static between you and your Heavenly Father; but it can be forgiven, and you can start fresh (1 John 1:9). All you have to do is let go of the things that you have been holding on to and surrender your heart to Him once again.

3. Maybe you are walking closely with God. When you hear these words, they set your heart on fire and make you want to smile, nod, clap, cry, shout, or all of the above. If so, you are truly blessed. Your life has peace, purpose, stability, and joy, and others are affected by the Holy Spirit's work in and through you.

The challenge for you is to stay the course. In some ways, it's easy to fight battles that others can see, appreciate, and pray for. When people ask what God is doing in our lives, we can point to it and let them know how it turns out. The battle against complacency and apathy is harder to fight because it is never over, and the daily victory is not one that others know how to celebrate with you. Still, it's a battle that we all have to fight if we don't want to lose the joy that we have in Christ.

No matter where you come from tonight, God's Word is true. There is an Almighty, loving God who is sufficient to meet all your needs. He is sufficient for your salvation. He is sufficient for stability in your life as you make choices and experience the consequences for those choices. He is sufficient for your satisfaction and joy. He is also sufficient for your service to Him, working through you to further His kingdom when you surrender and obey.

We pray that you will open your heart to the Truth of God's Word this week and let it affect you. We pray that when God speaks to you, you will respond positively. If you do, you'll find that God Himself is the answer to every question you've been asking lately.

Large or Small Group Discussion Questions (20-25):

1. Let everyone in your group introduce themselves, tell a little bit about their family and/or school, and share how and why they came to Falls Creek.
2. What are you hoping to get out of this week?
3. Which of the three groups that we discussed do you identify with the most? Explain.
4. If you have accepted Christ as your Savior, tell the story of how and when you became a Christian.
5. Share a recent story of how God has met your needs or the needs of someone you know. How does it make you feel to know that God loves us enough to get involved in our lives?
6. What do you need God to do in your life this week?
7. How can we pray for you? (Spend time praying for each family group member in whatever way works best for your group.)



TUESDAY EVENING DEVOTIONAL

"God is Sufficient for Salvation through Jesus Christ"

Interactive Opening (10 minutes):

1. Prepare several brand-new, white T-shirts by creating identical, layered stains of roughly the same size on each. Try using mud, grass, tea, coffee, grease, etc.
2. Divide your group into teams. Give each team a stained T-shirt and ask them to choose a team representative.
3. Ask team representatives to approach a table at the front of the room with their stained T-shirts. Along the front of the table, set out an assortment of stain-fighting agents and tools (baking soda, dish soap, stain sticks, toothbrushes, sponges, etc.). Give each representative a small bucket of water.
4. Give representatives one minute to get the stain off their T-shirt using only what was provided on the table. The team that gets their shirt the whitest wins.
5. Hold up a brand-new T-shirt against the winning shirt and ask if there is a difference.

Explain: None of us are perfect. Each of us is stained by sin, and no matter how hard we try to clean ourselves up, we can never get ourselves completely clean. Even if it seems that we are making progress on our own and others would look at us and say we were doing well, against Jesus, we are doomed to fall short. Only Jesus can fix us. He doesn't just clean us up; He makes us brand-new (2 Corinthians 5:17).

Teaching/Wrap-Up (15-20):

Read Acts 8:26-40.

This is a salvation story. Everyone who has accepted Jesus as his or her personal Lord and Savior has one to tell. We commonly refer to these stories as testimonies. Now, this Ethiopian eunuch's story may not be as flashy as Paul's, but it is no less miraculous (every salvation is a resurrection from death into life, after all). We can learn a lot from it by taking a closer look at the two men involved.

Following are a few things that we know about our Ethiopian friend.

1. He was not like most of the other Christians at that time in appearance or background. After all, word about Jesus and what He had done was just beginning to reach his part of the world. It was all new to him. His skin was a different color, and he served royalty, specifically the Queen of Ethiopia.
2. He was actively seeking God. He had come to Jerusalem to worship and was reading scripture, doing his best to make sense out of whatever pieces of the Gospel had come his way to that point.
3. He was inquisitive and willing to ask questions to find what he was looking for. He didn't hesitate to ask someone who knew the Truth to share it.
4. He had faith. There's a big difference between belief and faith. To believe is to know, but to have faith is to act on that knowledge. Belief does not save; faith does. Once he knew the Truth, the eunuch gave his life to Jesus, as evidenced in his baptism. The baptism wasn't what saved him, but it was an outward expression of his internal surrender.
5. He was changed by his encounter with Christ. We only get to see this man for a few moments after his conversion experience, but we can see outwardly that something was changed inwardly by his behavior.

Can you relate to this man in any way? If you have accepted Christ as your Savior, you can. You understand the anxiety that comes with knowing that you aren't enough on your own, the need to understand scripture, and the deep desire to be made whole, to be redeemed. You also understand the relief that comes with the confession of sin, the peace that comes with surrender, and the joy of starting fresh.

******Gospel Presentation Opportunity******

If you haven't accepted Christ as your Savior, we hope that you will follow this man's example and begin seeking God and asking questions, even if you don't have a church background and feel a little out-of-the-loop where spiritual matters are concerned. When God stirs your heart and calls your name, we pray that you will respond in faith and let Him change you so that you can begin a new life of peace and joy. Those of us who know Him personally want you to know that God is sufficient for your salvation. He's all you need.

Following are a few things that we know about Philip:

1. He was "tuned in" to God. Notice that when the angel told Philip what to do, he was right on it. He didn't have to ask for clarification before taking action because he was already in the habit of listening for instructions from God.
2. He was flexible and obedient. Philip didn't have to know why God wanted him to do something before he decided whether to do it. He had already made up his mind to obey God and did so, even in the tiniest things, like standing closer to the chariot.
3. He was eager to share the gospel. Notice that Philip ran to the chariot when asked simply to "go" to it and addressed a man that he didn't even know. He was not only obedient, but eager to do God's will and share Christ with others.
4. He was prepared. Philip knew scripture. He was able to pick up right where the man was reading and explain the Gospel from there.

As followers of Christ, all of these things should be true of each one of us. Yet, many of us have lost that fresh enthusiasm for the things of God and the intensity of our desire to see others come to Christ has waned for one reason or another. If we truly believe that Jesus is sufficient for the salvation of each and every wounded and broken person on this planet, we should be out and about God's business as Philip was, tuned in to God, flexible and obedient, eager, and prepared.

Large or Small Group Discussion Questions (20-25):

1. Whom, in this story, do you relate to the most? Explain.
2. What challenged or encouraged you most in this story? How?
3. Who first told you how you might become a Christian? How has their willingness to get involved and spread the Gospel changed your life? Who mentors you now?
4. Do you know anyone who needs to hear the good news of Jesus? What has kept you from telling them about Him to this point? Will you let anything stop you now?
5. What choices do Christians make that cause them to become out of tune with God or have trouble hearing Him when He tells them what to do? What can we do to make sure that we are in tune with Him?
6. Are you prepared to share the Gospel at all times? Explain. What steps do you need to take to make sure that you are prepared when God gives you the opportunity to share Christ with others?
7. How can we pray for you? (Spend time praying for each family group member in whatever way works best for your group.)



WEDNESDAY EVENING DEVOTIONAL

"God is Sufficient for Stability"

Interactive Opening (10 minutes):

1. Play "Red Light, Green Light." Have members of your youth group line up side by side at one end of the room facing the opposite end. These are your runners.
2. Ask one person to stand at the finish line at the opposite end of the room with his/her back to the runners. This is your caller.
3. Ask a few people to be judges.
4. When the caller says, "Green light," the runners can run; but when the caller says, "Red light," the runners must stop immediately. If any runner fails to go immediately or stop immediately on the command of the caller, they are disqualified.
5. The runner that reaches the finish line first without disobeying the caller wins.

Explain: This is a picture of what it means to be a true follower of Christ. If we seek to please God and live a life that is useful to Him, we must obey Him in the tiniest details, even when it seems to make more sense to do something other than what He has told us to do. When we hesitate or run ahead, we jeopardize the mission and render ourselves useless to Him in that moment.

Teaching/Wrap-Up (15-20):

Life isn't always easy, and for those committed to follow Christ and fulfill God's will for their lives, it can get downright scary sometimes. This was especially true in the lives of the early followers of Christ. For them, physical persecution was a very real, and common threat, and most of them knew that before they placed their faith in Jesus.

Because of this very real threat, early Christians understood even better than most of us do that the only way to face difficulties, challenges, and persecution, while remaining stable and effective in our walk is to keep our focus on God and obey Him, even in the tiniest details and circumstances. Doing so does not guarantee our physical safety, but it guarantees the glorification of God in all circumstances. Yet, only for the sold out, fully committed follower of Christ is this an absolute comfort.

Let's take a closer look at two stories of persecution and deliverance. As we read, take note of the similarities and differences in the two stories.

Read Acts 12:1-11 and Acts 16:22-36.

In both of these stories, the men involved were put in prison unjustly, chose to obey God in the midst of trial and persecution, and were ultimately delivered from that persecution by God. However, the way that God chose to deliver Peter was very different from the way He chose to deliver Paul and Silas. God sent an angel to bust Peter out of prison and then guide him to safety. Peter obeyed, and God's will prevailed. In the case of Paul and Silas, the doors were opened and the chains were loosed, but they didn't get the 'go ahead' to leave as free men until much later. Again, Paul and Silas obeyed, and God's will prevailed.

What would you have done if you had been Paul or Silas when the prison doors opened and your chains fell off? Would you have assumed that that was God delivering you the way He had delivered Peter and booked it on out of there, or would you have remained still and waited for the unmistakable voice of God to guide you before taking a step? Most of us would have taken our leave, and quickly, but Paul and Silas remained stable in the midst of the confusion, maintaining their eternal focus and obeying God in the tiniest of details. Because God didn't say, "Go," they stayed, and the jailer and his household were all saved as a result of their obedience.

When Peter obeyed, God was glorified; when Paul and Silas obeyed, God was glorified. As followers of Christ, we don't get to choose the path that our lives will take. Only God knows His plan for each of our lives, but we do have the peace and privilege of knowing God intimately through our obedience and know that He is sufficient for our stability.

Large or Small Group Discussion Questions (20-25):

1. Do you ever have trouble doing what God asks you to do just the way that He asks you to do it? Explain. What is the result?
2. Share a time that you were obedient to God, and you saw Him work through you.
3. How is God glorified when a follower of Christ is rescued from something difficult? What kinds of things do people say after something like that?
4. How can God be glorified when a follower of Christ is allowed to go through something difficult rather than be rescued from it? What kinds of things do people say then?
5. Are you willing to obey God if it means enduring some kind of hardship? Explain. What does this tell you about your commitment to the cause of Christ?
6. What do you really want most out of life and your relationship with God?
7. How can we pray for you? (Spend time praying for each family group member in whatever way works best for your group.)

THURSDAY EVENING DEVOTIONAL

"God is Sufficient for Satisfaction"

Interactive Opening (10 minutes):

Have an old-fashioned eating contest of some kind where the food to be consumed either stains the teeth and face or leaves a lasting smell (cake with black icing, maraschino cherries, Gordetto's, Funyuns, etc.)

Explain: There is a basic difference between happiness and joy. Happiness lasts for a moment and fades, but joy endures and sustains. The food you consumed is like happiness; it is enjoyed for a moment and then disappears. The stain/smell of what you consumed is like joy; it lingers, and it's going to take more than a tooth-brushing to get rid of it.

Teaching/Wrap-Up (15-20):

Read Galatians 5:22-25.

According to this passage, joy is a natural byproduct of the Holy Spirit's presence in a person's life, along with several other aspects of the fruit of the Spirit. As followers of Christ, we choose daily whether to live a life of joy in obedience to the Word of God or to deny the power to live a life of joy by our disobedience. There is no law against joy, and no one can take it from us unless we let them.

Before Jesus sent His Holy Spirit to live in the hearts of His followers, they were afraid, confused, and discouraged, hiding in an upper room to keep from being discovered. They had heard Jesus say that He would always be with them (Matthew 28:20) and that He would send a Counselor to teach them and remind them of everything He had said (John 14:26), but they had not yet experienced personally the Truth of those promises and so did not have joy.

Once the disciples received the Holy Spirit, the same Holy Spirit that comes to live inside each of us the moment that we give our hearts to Jesus, they became bold and were full of joy, even in the midst of persecution. They had experienced for themselves that everything Jesus said had been true. Suddenly, the Truth of the Gospel was more real to them than it was when Jesus was alive in human form. How could it not be when His Spirit was living within their very hearts?

Read Acts 5:41-42.

These people were so in love with Jesus and so committed to His cause that they were even able to rejoice **BECAUSE** of their suffering. They considered it a privilege to suffer as their very real Savior had suffered and were actually encouraged by it, taking it as a sign that they were on the right track. If Jesus had suffered, shouldn't they? And so what if it did cost them their lives? Didn't they have Heaven to look forward to?

Skeptics might point out that this scripture describes the disciples' frame of mind before anyone had actually lost their life for their faith. That's true, but let's look once again at what is written about Paul and Silas following their being kicked out of Psidian Antioch.

Read Acts 13:52.

Not only did Paul understand the risk of following Christ and how close he had come to suffering greatly for it at this point; he knew full well that he could lose his life for Christ. He had watched Stephen be martyred. Still, knowing the potential cost of their obedience, Paul and Barnabas continued their service with joy because they were full of the Holy Spirit.

If you are a follower of Christ, external circumstances have no power over your ability to live a life of joy. Sure, your emotions will fluctuate in response to your experience; you are human, and you were made to feel. Over your lifetime, you will feel happiness and sadness, encouragement and discouragement, affection and anger, excitement and trepidation, etc. But through it all, you can rest assured that joy is yours as surely as the Holy Spirit comes with your salvation. All you have to do is choose it.

Large or Small Group Discussion Questions (20-25):

1. How do you know that Jesus is real? What evidence do others see in your life that you belong to Jesus?
2. How would your life be different if you chose to focus on what you have in Jesus rather than your current circumstances on a daily basis?
3. Have you ever allowed a person or situation to steal your joy? Explain. If so, how did you get it back?
4. Have you ever rejoiced over the fact that you were singled out and persecuted for being a Christian? What would have to be true for a person to feel that way?
5. Share a time that the joy of the Holy Spirit in your own heart carried you through a difficult time or made an impact on someone else's life.
6. Share a time when you were inspired by the joy in another believer's life.
7. How can we pray for you? (Spend time praying for each family group member in whatever way works best for your group.)

FRIDAY EVENING DEVOTIONAL

"God is Sufficient for Our Service"

Interactive Opening (10 minutes):

1. Hide one set of very clear clues around your facility that eventually leads to the back pocket of your group leader or somewhere else that your students would never think to look for a prize. Put a monetary or other valuable prize in that place.
2. Divide your group into teams and ask each team to select a pair of representatives.
3. Tell those teams that they are going to compete in a scavenger hunt. One team will get clues to follow, and the other team will just have to hunt for the prize without any clues to follow.
4. Let the teams flip to see who gets to use clues.
5. Let the hunt begin. The first team to find the prize wins.

Explain: When we rely on God to reveal His plan for our lives step by step, having chosen ahead of time to obey Him no matter what, our lives have purpose and direction; we will always achieve our goal of pleasing God and bringing Him glory. The results of our obedience will have an eternal impact. When we choose to do things our own way without letting God guide us, the outcome is not certain, even if we desire to please and glorify God. He still has the power to use even our mistakes for good, but most often, we will miss the mark altogether.

Teaching/Wrap-Up (15-20):

Read Acts 6:1-5.

Today we are going to talk about Stephen, one of the first seven deacons ever selected to serve. According to this passage, Stephen was "a man full of faith and the Holy Spirit." That being said, he must have been full of joy and must have lived a stable and consistent life of obedience. No wonder he was selected. Imagine how excited he must have been to serve as one of the first deacons of the first church.

To this point, God had proved himself to be sufficient for service, giving every obedient follower just what they needed in order to fulfill God's call on their life. Stephen had every reason to believe that God would do the same for him. If he needed another language, he knew God could provide. If he needed rescuing, he knew God was able to deliver Him. However, God's plan for Stephen would prove to be the most challenging and painful of any follower of Christ to that point, and Stephen would soon find that God is sufficient for service, even unto death.

Read Acts 6:8-15. Summarize Acts 7:1-50. Read Acts 7:51-60.

Notice that in Stephen's darkest hour, his faith did not waiver. He spoke boldly by the authority of Jesus Christ, and his Jesus walked him through the entire ordeal. From the moment that Stephen first addressed his accusers until the very moment of his death and beyond, Jesus was with him, giving him the words to speak just as he had promised (Luke 12:11-12), and standing by him, just as he had promised (Matthew 28:20).

When you think about it, Stephen's death was a sort of honor, really. He was the first to die for his faith, just as Jesus had been called to die, the first to be given the privilege of identifying with Christ in that way. The way that he handled it would comfort and inspire generation upon generation to serve faithfully, even when faced with the same potential fate.

As followers of Christ, we have been promised the same things that Jesus promised Stephen. Because of this, we have nothing to fear in serving the Lord. When the going is easy, He will teach and prepare us, and when the going gets rough, He will strengthen and comfort us. When we are called upon to defend our faith, He will give us the words to speak; and if we are called to die, He will comfort and guide us into that ultimate victory. No matter God's plan for our lives, we will always find Him sufficient for our service when we choose to submit and obey.

Large or Small Group Discussion Questions (20-25):

1. What challenges and/or inspires you about Stephen's story? Explain.
2. Are believers today at risk of facing the same level of persecution? Are you prepared to die for your faith? Explain.
3. How has God proven Himself to be sufficient for your service to this point? Do you have any reason to believe that He will stop being everything that you need Him to be in the future?
4. Have you ever known someone that God called to sacrifice something in order to serve Him? How did they respond? How has their response affected you?
5. In what ways might God be calling you to sacrifice in order to serve Him? How will you respond?
6. How can we pray for you? (Spend time praying for each family group member in whatever way works best for your group.)

2.4 FALLS CREEK EXTRAS



FALLS CREEK MAP KEY (NUMERICAL)

110	OKC, South Lindsay	431	Clinton, First	636	McLoud, Hillside
111	Duncan, First	433	OKC, Crestwood	637	OKC, Dickson
200	Pauls Valley, Trinity #1	450	OKC, Olivet	644	Central
201	Holdenville, First #2	461	Ada, First	645	Frederick, First
202	Hobart, First	500	Ardmore, First	653	OKC, Portland Ave
203	Purcell, First	502	OKC, Exchange Ave.	655	Wetumka, First
230	Fitzhugh, First	503	OKC, Kelham	700	Nash, First
231	Waurika, First	504	Ardmore, Emmanuel	702	Wewoka, First
246	Hollis, First	507	Blanchard, First	703	El Reno, First
300	Duncan, Highland Park	508	Fletcher, First	704	Ada, Trinity
302	Enid, First	514	OKC, Fortieth St.	705	Chickasha, Sharon
303	Norman, First	522	Goldsby, First	706	Healdton, Bethel
304	Durant, First	525	Geronimo, First	707	Bryan Assoc. #1
305	Okmulgee, Second #1	536	Shawnee, Wallace Ave.	710	Comanche, First
306	Okmulgee, Second #2	540	Union Valley, First	711	Pauls Valley, Trinity #2
310	Okemah, First	541	Kemp	712	Marlow, First
312	Durant, Caxqlvary	544	Davis, First	713	Fox
314	Guthrie, Seward Rd.	545	Ardmore, Southwest	714	Edmond, First
315	Atoka, Southside	555	Midwest City, First	715	Kingfisher, First
316	Chandler, Southern	560	Minco, Canaan	716	OKC, Southern Temple
322	Wanette, Victory Pointe	562	Johnston Marshall Assoc.	717	Chickasha, First
324	Madill, Little City	563	Duncan, Fair	722	Carnegie, First
325	Union Assoc.	568	Velma	723	Washington Osage Assoc.
326	Milburn, First	600	McAlester, First	725	Ochelata, First
334	Springer, First	601	Healdton, First	726	Duncan, Parkview
335	Chickasaw Trail	603	Bryan Assoc. #2	728	Duncan, Immanuel
339	Lawton, Letitia	604	Sperry, First	730	OKC, Wilmont Place
341	Newalla, Countryside	606	Atoka, First	731	Weleetka, First
344	Lindsay, Banner	607	Tishomingo, First	732	Weleetka, First
346	Medicine Park	608	Stonewall, First	735	OKC, Southwood
402	OKC, Kentucky Ave.	611	Graham, First	736	Drumright, First
403	Comanche, Countryside	613	Ratliff City, First	737	Sulphur, First
407	Bartlesville, First	614	OKC, Bethel	738	Holdenville, First #1
411	Guthrie, First Southern	615	Yukon, First	739	Midwest City, Soldier Creek
417	OKC, West Tenth	616	Perry, First	741	OKC, Mayridge
420	Ponca City, First	617	Del City, First Southern	744	Washington, First
422	Jones, First	618	Wilson, First	745	Temple, First
423	Dougherty, First	621	Beckham Mills Assoc.	750	Tulsa, Nogales Ave.
424	Seminole, First	623	Noble, First	755	Comanche, Patterson Ave.
425	Sulphur, Calvary	630	Elk City, Eastside	760	Weatherford, First
427	Wynnewood, First	631	Banner Assoc.		
430	Rush Springs, Southern	635	Purcell, New Hope		



Low Ropes C
Parking

Net Leap/
Vertical Playpen

Diamond High
Ropes Course

Rescue Challenge

Softball
Fields

Volleyball

Basketball

Volleyball

RIVERFRONT RECREATION AREA

Horseshoes

Riverfront Rec Hut

Concessions

Disc Golf

Bus Stop

Parking

To I-35
High Road

Bus Parking

To I-35
Low Road

TO RIVERFRONT RECREATION AREA

PRICE'S FALLS
RECREATION AREA

Low Road
Gate

Swing

Bus Stop

Alpine
Tower

Climbing Wall

Low Ropes
A/B

Main Gate

North
Parking

R.A. Young Tabernacle

Swift Skate Park
& Indoor Ropes
Course

Amphitheater

Wynn Center for
World Missions

Missions
Prayer Plaza

Concessions

T-Shirt Shop

Parking

Log House

Bus Stop

First Aid

Office

Lodge 1

Entry Pool

Bus Stop

FALLS CREEK MAP KEY (ALPHABETICAL)

461	Ada, First	525	Geronimo, First	716	OKC, Southern Temple
704	Ada, Trinity	522	Goldsby, First	735	OKC, Southwood
504	Ardmore, Emmanuel	611	Graham, First	417	OKC, West Tenth
500	Ardmore, First	411	Guthrie, First Southern	730	OKC, Wilmont Place
545	Ardmore, Southwest	314	Guthrie, Seward Rd.	310	Okemah, First
606	Atoka, First	706	Healdton, Bethel	305	Okmulgee, Second #1
315	Atoka, Southside	601	Healdton, First	306	Okmulgee, Second #2
631	Banner Assoc.	202	Hobart, First	200	Pauls Valley, Trinity #1
407	Bartlesville, First	738	Holdenville, First #1	711	Pauls Valley, Trinity #2
621	Beckham Mills Assoc.	201	Holdenville, First #2	616	Perry, First
507	Blanchard, First	246	Hollis, First	420	Ponca City, First
707	Bryan Assoc. #1	562	Johnston Marshall Assoc.	203	Purcell, First
603	Bryan Assoc. #2	422	Jones, First	635	Purcell, New Hope
722	Carnegie, First	541	Kemp	613	Ratliff City, First
644	Central	715	Kingfisher, First	430	Rush Springs, Southern
316	Chandler, Southern	339	Lawton, Letitia	424	Seminole, First
335	Chickasaw Trail	344	Lindsay, Banner	536	Shawnee, Wallace Ave.
717	Chickasha, First	324	Madill, Little City	604	Sperry, First
705	Chickasha, Sharon	712	Marlow, First	334	Springer, First
431	Clinton, First	600	McAlester, First	608	Stonewall, First
403	Comanche, Countryside	636	McLoud, Hillside	425	Sulphur, Calvary
710	Comanche, First	346	Medicine Park	737	Sulphur, First
755	Comanche, Patterson Ave.	555	Midwest City, First	745	Temple, First
544	Davis, First	739	Midwest City, Soldier Creek	607	Tishomingo, First
617	Del City, First Southern	326	Milburn, First	750	Tulsa, Nogales Ave.
423	Dougherty, First	560	Minco, Canaan	325	Union Assoc.
736	Drumright, First	700	Nash, First	540	Union Valley, First
563	Duncan, Fair	341	Newalla, Countryside	568	Velma
111	Duncan, First	623	Noble, First	322	Wanette, Victory Pointe
300	Duncan, Highland Park	303	Norman, First	723	Washington Osage Assoc.
728	Duncan, Immanuel	725	Ochelata, First	744	Washington, First
726	Duncan, Parkview	614	OKC, Bethel	231	Waurika, First
312	Durant, Calvary	433	OKC, Crestwood	760	Weatherford, First
304	Durant, First	637	OKC, Dickson	731	Weleetka, First
714	Edmond, First	502	OKC, Exchange Ave.	732	Weleetka, First
703	El Reno, First	514	OKC, Fortieth St.	655	Wetumka, First
630	Elk City, Eastside	503	OKC, Kelham	702	Wewoka, First
302	Enid, First	402	OKC, Kentucky Ave.	618	Wilson, First
230	Fitzhugh, First	741	OKC, Mayridge	427	Wynnewood, First
508	Fletcher, First	450	OKC, Olivet	615	Yukon, First
713	Fox	653	OKC, Portland Ave.		
645	Frederick, First	110	OKC, South Lindsay		

OKLAHOMA YOUTH MINISTRY CALENDAR


2011

- August 5-6** Youth Evangelism Conference (YEC), Lloyd Noble Center, Norman
September 8 OKYMA, Baptist Building, OKC
September 28 See You at the Pole
November 18-19 Oklahoma Youth Ministry Forum

2012

- January 19** OKYMA, Baptist Building, OKC
April 5 OKYMA, Baptist Building, OKC
June GOSTudents/Washington D.C. and Toronto
June 4-8 Week 1 Falls Creek
June 11-15 Week 2 Falls Creek
June 18-22 Week 3 Falls Creek
June 25-29 Week 4 Falls Creek
July GoStudents Extreme/East Asia
July 2-6 Week 5 Falls Creek
July 9-13 Week 6 Falls Creek
July 16-20 Week 7 Falls Creek
July 23-27 Week 8 Falls Creek
August 10-11 Youth Evangelism Conference (YEC)
September 8 OKYMA, Baptist Building, OKC
September 28 See You at the Pole

For more information, visit www.skopos.org/events.



INDEX

- Adult Leadership Investment
(ALI), 3, 29
- Adult Release and Waiver of Claims Form, 21**
- Alcohol, *see Prohibited Items*
- Alpine Tower, 35, 38
- Amphitheater
hours, 3
on grounds map, 58, 60
SwiftSkate location, 36, 38
- Around grounds information, 29-39
- Arriving at camp, 1, 10
directions to Falls Creek, 10
entry by cabin number, 10
High Road, 1, 10, 58
Low Road, 1, 10, 58
- Bands, *see Week by Week at the Creek*
- Banner contest, 29
- Baptism at Falls Creek, 14, 16, 32
- Baptist Lake, *see Swimming*
- Basic Beliefs of Southern Baptists
(*Baptist Faith and Message*), 16
- Basketball, *see Three Point Shoot-out Tournament*
- Boulder Springs, hours, 3
- Bouldering wall, 35, 38
- Breakfast, 3
- Bulk food and grocery items, 31
- Bus schedule, 29
- Cabin
rental information, 8, 11
maintanance and repairs, 29
map, 58, 60
cabin key, alphabetical, 61
cabin key, numerical, 59
check-in, 29
- Cabin Wrap-Up, *see Evening Cabin Devotional*
- Camper
cell phone usage, 17
safety, 1, 18
packing list, 9
release form, *see Student Release and Waiver of Claims Form*
wristbands, 19
- Challenges, or ropes course, 34, 35, 38
- Checklist, for preparation, 11
- Children
registration fees for, 19
release form, *see Student Release and Waiver of Claims Form*
while swimming, 37
- Church Contact Sheet, 1, 20**
- Climbing tower, 35, 38
- Code of Conduct, 17
in Five Elements of Participation, 8, 15
in parent information, 23-24
- Concessions, hours, 3
- Cooks
entering cook-off, 30
food purchasing, 31
recruiting of, 8, 11
release form, *see Adult Release and Waiver of Claims Form*
meal planning, 8
- Cook-off, 3, 30
- Courtesy Crew, 17
- Crisis intervention counseling (LPC)
explanation, 30
for appointments, 30
- Curfew
for day guests, 31
camp-wide time, 3
in Code of Conduct, 17, 23
- Day guests
definition, 19
to enter grounds, 17
registration fees, 8, 19
- Decisions, *see Invitation*
- Delivery Trucks, prohibited, 17
- Devotional to End All
Devotionals, 14-15
- Dinner, 3
- Directions to Falls Creek,
see Arriving at camp
- Disc golf, 35, 38

- Dress code
 - explanation, 17
 - in Code of Conduct, 17, 23-24
 - in Five Elements of Participation, 8, 15
- Drugs, illegal, *see Prohibited Items*
- Early arrival
 - fees, 19
 - guidelines, 19
- Emergency
 - evacuation process, 30
 - hospital information, 30
 - procedures, 30
 - reporting, 30
 - sirens, 30
- Entry Creek, *see Swimming*
- Evening Cabin Devotional/Cabin Wrap-Up
 - daily schedule, 3
 - explanation, 5
 - in Five Elements of Participation, 8, 15
 - planning, 9, 49
 - material, 49-57
- Evening Tabernacle Experience
 - daily schedule, 3
 - in Code of Conduct, 17
 - in Five Elements of Participation, 8, 15
 - Live Stream of, 32
 - overview, 5
- Family groups, 14
- Fasting, 12
- Fireworks, *see Prohibited Items*
- First aid
 - hours, 3
 - parent information, 23
 - kit items suggestions, 30
- First year information, 11
- Fishing, 35
- Five Elements of Participation, 8, 15
- Follow up (on decisions)
 - ideas for back at home, 14
 - overview, 32
- Full-Time Campers/Registrants
 - definition, 19
 - registration fees for, 19
- Gates System, 31
- Giant games, 1, 35, 38
- Giant swing, 35, 38
- Gift shop, 3
- GO Students,
 - 2011 Party, 3
 - overview, 32, 33
 - trips, 33
- Golf carts, *see Prohibited Items*
- Grocery and bulk food items, 31
- Hazing, prohibited, 17
- High road, *see Arriving at camp*
- Horseshoes, 36, 38
- Ice dock, hours, 3
- Ideas
 - for the week, 13-14
 - for back at home, 14
 - for prayer preparation, 12
 - overview, 12-15
 - pre-camp, 12
- In-Cabin Bible Study, *see Morning In-Cabin Bible Study*
- In-Cabin Decision Card, 28**
- Insurance, 31
- Invitation
 - Advisor Team, 32
 - Decision Team, 32
 - Encourager Team, 32
 - follow up, 32
 - in the Evening Tabernacle Experience, 32
 - process, 32
 - training, 3, 32
- Kayaks, 37
- Lead Sponsor, *see sponsor*
- Letter from Dr. Anthony Jordan, 4
- Lights out, 13
- Live Stream, and service archives, 32
- Low road, *see Arriving at camp*
- Low speed vehicles (LSVs), *see Prohibited Items*
- LPC, *see Crisis Intervention Counseling*
- Mail, 12-13, 30
- Map, of grounds, 58, 60
- Missions
 - Late Night, 3, 32
 - meeting for pastors and youth ministers, 3, 33
 - Mobile, 32
 - strategy, 32
 - Wynn Center for World Missions, 3, 32
 - Village, 3, 32

- Missionary staff, 33
- Morning In-Cabin Bible Study
 - in Five Elements of Participation, 8, 15
 - material, 40-48
 - overview, 5
 - preparation, 9, 33, 40
 - teaching plan, 40
- Morning Tabernacle Experience,
 - daily schedule, 3,
 - overview, 5
 - in Code of Conduct, 17
 - in Five Elements of Participation, 8, 15
- New in 2011, 1
- OBU, 33
 - Tailgate Party in the Amp, 3, 33
- Office
 - hours, 3
 - phone number, 30
- Onsite Registration,
 - explanation, 10, 18
 - checklist, on Church Contact Sheet, 20
 - list of items to bring, 10, 12
 - location, 10, 18
 - payment due, 10, 18
 - orientation meeting, 10
 - schedule, 3, 10, 18
- One Hour of Solitude, 33
- Open skate, 3
- Packing list, *see camper*
- Parent Information Handout, 23-24**
- Parent
 - pre-camp meeting, 9
 - prayer, 12
- Parking, 33
- Part-Time Campers/Registrants, 19
 - definition, 19
 - registration fees for, 19
- Pastoral Leadership Dialogue, 3, 33
- PDA (Public Displays of Affection), 17
- Pets, *see Prohibited Items*
- Pictures, group, 34
 - scheduling, 34
 - cost, 34
 - photo hut, 34
- Pin trading, 1, 13, 34
- Ping Pong Tourney, 1, 36, 38
- Post Office, hours, 3
- Prayer
 - commissioning service, 12
 - guide, 12
 - preparation, 12
 - strategy, 8, 12
 - walk, 12, 13
 - wristbands, 12
- Prayer garden, hours, 3
- Preparation
 - for camp, 8 – 28
 - checklist, 11-12
- Pre-Session Entertainment, 3
- Prep-meetings, 10
- Price's Falls
 - entering camp from, 10, 31,
 - on grounds map, 58, 60
 - recreation at, 35, 38
- Prohibited items, in Code of Conduct, 17
- Promotional posters, 13
- Publicity, for the week, 8
- Quiet Time
 - guide, 5
 - High School time, 3
 - ideas, 13
 - in Five Elements of Participation, 8, 15
 - Middle School time, 3
 - overview, 5
- Recreation
 - overview, 5, 34-38
 - coordinator, 13
 - Hut, 38
 - registration form, 25-26
 - review, 38
 - riverfront area, hours, 3
- Recreation Vehicles (RVs), 17
- Registration
 - overview, 15-19
 - fees, 1, 8, 19
 - Monday Orientation Meeting, 1, 10
 - Onsite, *see Onsite Registration*
 - Online System, 8, 10, 18
- Release Forms, explanation, 19
- Ropes course, *see Challenges*
- Schedule
 - daily, 3
 - special events, 3
- Social Media, 12

- Skate park, *see SwiftSkate*
- Softball
 overview, 37
 registration form, 25-26
- Speakers, *see Week by Week at the Creek*
- Special events, schedule, 3
- Special needs students, 39
- Spending money, 24
- Sponsor
 background checks, 11, 18
 daily update meeting, 1, 5
 expectations, 17, 18
 lead sponsor, 18
 release form, *see Adult Release and Waiver of Claims Form*
 selection, 18
 wristbands, 19
- Standard
 design contest, 3, 39
 explanation, 14
- Statement for Participation for Non-BGCO Churches, 15
- SwiftSkate, 36, 38
- Swimming
 at Baptist Lake, 37, 38
 at Entry Creek, 37, 38
 girl's / boy's times, 37
 in designated areas, 17
 inflatable Games, 37
 suits and covers, modesty of, 17
 water slides, 37
- Student Release and Waiver of Claims Form, 22**
- Student Profile Form, 27**
- Tabernacle,
 doors open at, 3
 facilities, 4
 seating reservations, 3, 10, 39
- T-shirt
 design contest, 3, 39
 ordering information, 39
- T-shirt Shop, hours, 3
- Theme nights, 11, 14
- Three Point Shoot-out Tournament, 34, 38
- Tobacco, *see Prohibited Items*
- Traffic, 17
- Trash, 14
- Utility carts, *see Prohibited Items*
- Volleyball
 overview, 37-38
 registration form, 25-26
- Water slides, *see Swimming*
- Weapons, *see Prohibited Items*
- Week by Week at the Creek, 8-9
- West End Concessions, hours, 3
- Wi-Fi, at Falls Creek, 39
- Worship Leader Conference, 3
- Wristbands
 issued at Onsite Registration, 19
 overview, 19
 replacement, 19
 requirement, 19
- Wynn Center for World Missions, *see Missions*
- Youth ministry calendar of events, 62
- 5k Run, 35, 38



Choose Wisely.



19 Varsity Sports

You are about to make one of the biggest choices in your life.

Consider OBU for your college degree.



84 Fields of Study



Global
Mission Opportunities



Lifelong
Friendships

Oklahoma Baptist
UNIVERSITY

Shawnee, Oklahoma
800.654.3285
admissions@okbu.edu
www.okbu.edu

Visit okbu.edu/falls creek to learn more!



SEE YOU AT
FALLS CREEK
 IN 2012!

918.530.0841

Tack DESIGNS

Camp Special

T-Shirt + Sport Sack with your logo on both of them.

\$14.95

Limit 4 color design on the shirt / 1 color design on sack. Minimum 72 pieces

Shirts / Banners

Print Design / Ad Specialties

Design Your Own Shirt! @

www.tackdesigns.com

OR we can do it for you!



several designs to choose from...

Great Tasting Pizza and A Whole Lot More!

Now Featuring
WingStreet®
Products!



Large Group Pricing PLUS Delivery to the Main
Camp Gate on Orders of 10 or More Pizzas!
24 Hour Advance Notice for Large Orders Appreciated

101 South D • Davis, OK
580-369-2302



Your Favorites.®
Your Pizza Hut.

FALLS CREEK
CONSUMED
2011

PSALM
103



- T-SHIRTS
- HOODIES
- JACKETS
- HATS
- BANNERS
- ETC.

GOLD STAR GRAPHICS
405.677.1529
GOLDSTAROK.COM





NORTH AMERICAN
MISSION BOARD

MAKE DISCIPLES MOBILIZE STUDENTS

studentministry
NAMB

Your students want to
make a difference.
Be part of **World Changers**
or **PowerPlant!**

1-800-462-8657
ext. 6475



World
Changers

www.world-changers.net



www.power-plant.net



We have specifically crafted these weekend retreats to help girls learn to handle the many fears they face. The retreats are designed to reveal to young women the value they have in Christ and help them overcome their fears through His power.

Visit www.idministries.com today to reserve your weekend!

Fearfully Made. I.D. MINISTRIES
Fearlessly Living.
Girls Retreats

Be CONSUMED with GREAT Prices!!

prices starting at

Wholesale Pricing on Custom Design!

\$5.50

\$4.00

\$8.00



SCREEN PRINTING & EMBROIDERY
 3100 S. MERIDIAN OKC, OK 73119 Ph. 405.946.3100 Fax 405.946.9647
www.usaspe.com

www.usaspe.com

Order online Today!!

Get your subscription to
the Baptist Messenger!

To order or for more information,
call 405.942.3800 x4391

ONLY
\$13.75
per year!

DAVE RAMSEY
LISTEN TO THE NEW
MESSENGER INSIGHT PODCAST
SHARING NEWS
IN TURKEY

THE BAPTIST MESSENGER

SERVING THE CHURCH AND ADVANCING THE GOSPEL, SINCE 1912 • www.baptistmessenger.com • November 1

The Religious State of Oklahoma


Southern Baptists, it is estimated, represent the largest segment
of Oklahoma's evangelical constituency.

www.baptistmessenger.com



OKYMA.

OKLAHOMA YOUTH MINISTERS ASSOCIATION



SEPT 8, 2011
JAN 19, 2012
APRIL 5, 2012
SEPT 13, 2012

SKOPOS.ORG

CONTACT THE WAIT STAFF



THE STUDENT MINISTRY TEAM

Baptist General Convention
of Oklahoma
3800 N. May Ave.
Oklahoma City, OK 73112
youth@bgco.org
(405) 942-3000



ANDY HARRISON

Falls Creek Program Director
and Student Ministry Specialist
(405) 942-3000 x4643
aharrison@bgco.org



TODD SANDERS

Student Leadership
Development
(405) 942-3000 x4642
tsanders@bgco.org



KRISTEN WRIGHT

Falls Creek Program and
Student Ministry Assistant
(405) 942-3000 x4645
kwright@bgco.org



NORMAN FLOWERS

Student Evangelism
and Mobilization Specialist
(405) 942-3000 x4387
nflowers@bgco.org



KACIE POTTS


Student Evangelism and
Mobilization Assistant
(405) 942-3000 x4388
kpotts@bgco.org



This ministry is made possible
by Oklahoma Baptists' gifts through
the Cooperative Program.



To view the digital version of the Sponsor Book
visit: www.skopos.org/fc-sponsorbook



Y YOUTH

E EVANGELISM

C CONFERENCE

- 🎵 STELLAR KART
- 🎵 PRESS PLAY
- 🎵 JOSH WILSON
- 🎵 MATT ROBERSON
- 📖 CLAYTON KING
- 📖 TONY MERIDA
- 📖 RUNKS RUNKLES

***SOME ASSEMBLY REQUIRED**
Philippians 1:6

August 5-6, 2011
Friday: 8-10pm
Saturday: 10am-4pm
Lloyd Noble Center - Norman, Oklahoma

To register or more information go to SKOPOS.org